

Mineral Management System

Mineral Management System (Licensee – User Manual)

*"The **Mineral Management System** is a digital platform for tracking, regulating, and optimizing mineral exploration, extraction, and distribution processes to ensure transparency, efficiency, and compliance with regulations."*

Prepared For



Directorate of Geology and Mining,
Uttarakhand

Prepared By



ITI Limited



Table Of Content

1.0	Introduction.....	2
1.1	Steps how to portal & interface.....	2
2.0	Dashboard.....	3
2.1.1	Cards Displayed.....	4
3.0	Get quantity by generated ISTP.....	5
3.1	Navigation.....	5
3.1.1	Table Columns.....	5
3.1.2	Steps to Get Quantity by Generated ISTP.....	6
4.0	Generated Form-J/N.....	7
5.0	Prepaid Royalty Amount.....	11
6.0	Security Paper Request.....	13
7.0	License Report.....	15
7.1	Navigation.....	15
7.1.1	Step-by-Step User Interaction Flow.....	17
8.0	Royalty Payment List.....	19
8.1	Navigation.....	19
9.0	ISTP QTY Approval Request List.....	21
10.0	Request of security paper.....	23



1.0 Introduction

The **Mineral Management System** is a digital platform developed by the Directorate of Geology & Mining, Government of Uttarakhand. It is designed to make the process of managing minerals more transparent, efficient, and paperless.

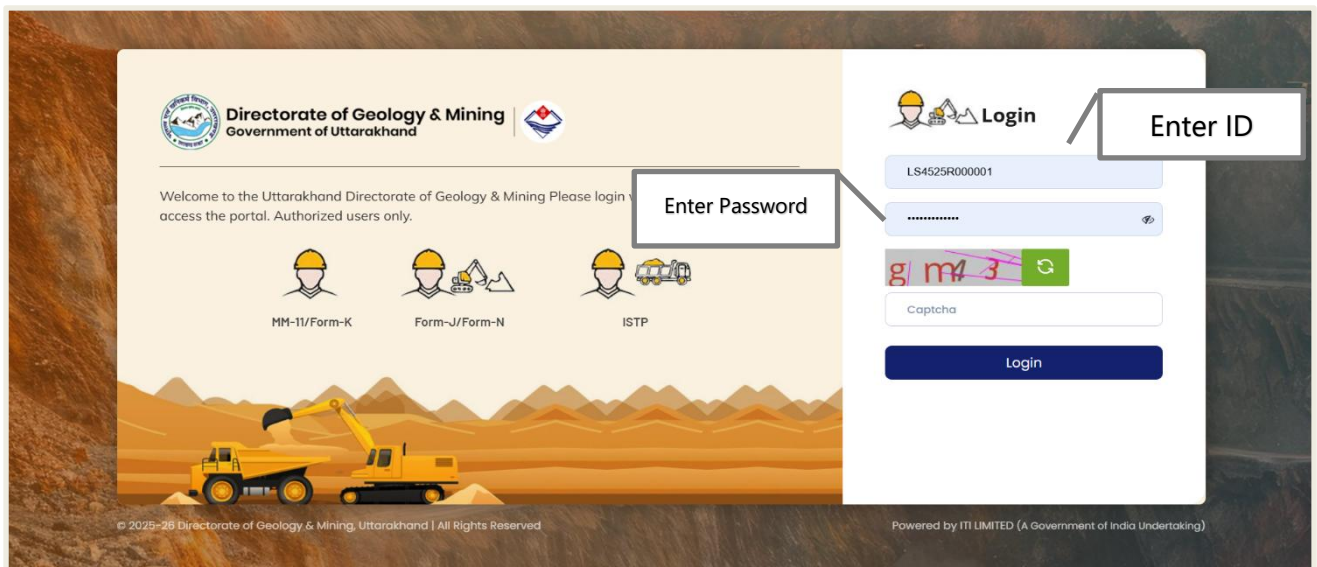
This system helps in tracking and controlling the movement of minerals from mining sites to their final destination, ensuring that everything happens legally and in an organized way.

1.1 Steps how to portal & interface

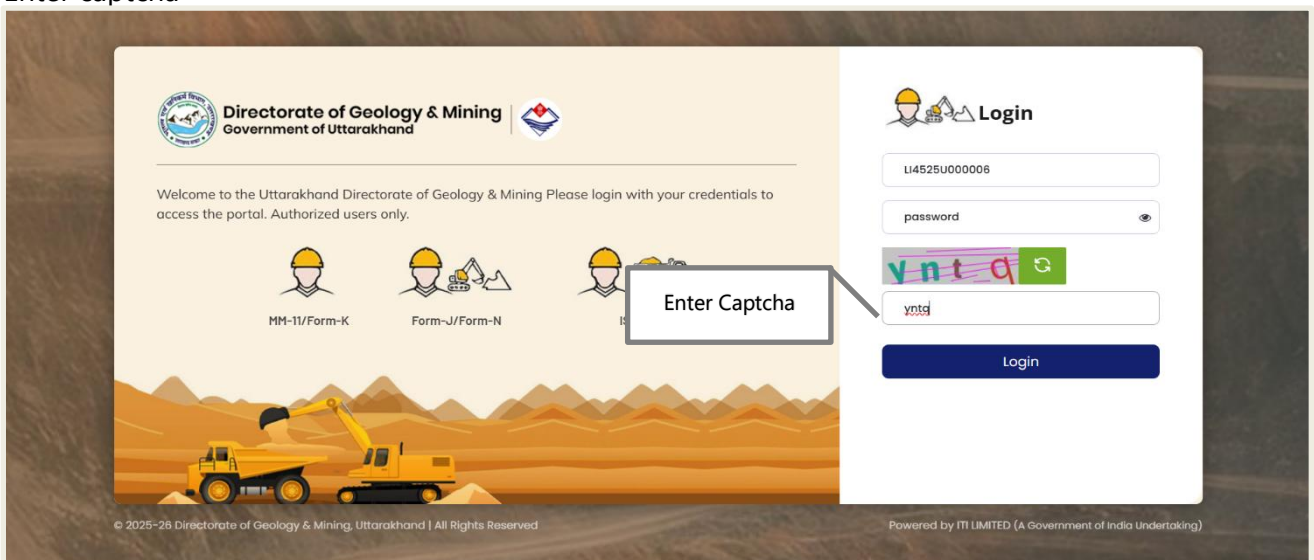
Go to search engine

Enter url: <https://mm.ukmdtss.in/>

After that, you will see the portal screen



Enter captcha






2.0 Dashboard

DASHBOARD

Storage Capacity (Tons) 17,460.00	Capacity in Hand (In Tons) 2,692.50	Mineral Cess Amount (Rs.) 68,410.00
Consumed Quantity (Tons) Current Period 0.00	Current Period 12-Mar-2025 To 20-Feb-2027	Expiry Date 20-Feb-2027
Form J Total: 1.00 Today: 0.00	Form N Total: 0.00 Today: 0.00	Total Unconsumed Form Total: 0.00 Weight: 0.00



Form J
Total: 1.00 Today: 0.00

Form N
Total: 0.00 Today: 0.00

Total Unconsumed Form
Total: 0.00 Weight: 0.00

Mineral Assign
bajri, bm/sdbz/pc, core sand, dust, grit, sand

Notifications
No notifications available

© 2025-26 Directorate of Geology & Mining, Uttarakhand | All Rights Reserved | Powered by ITI LIMITED (A Government of India Undertaking)



Purpose

To monitor, manage, and control the transportation and stock management of mined minerals under a government-issued license.

2.1.1 Cards Displayed

S#	Metric	Value (From Dashboard)	Meaning
1	No. of Form-J Generated	1 (Total), 0 (Today)	Total number of Form-J transport permits created by the licensee for mineral dispatch.
2	Form-J Consumed Quantity (In Ton)	0.00	Quantity dispatched/used through Form-J during the current period (currently none).
3	Capacity In Hand Quantity (In Ton)	2,692.50	Current available mineral stock with the licensee for transportation or usage.
4	Allotted Quantity (In Tons)	17,460.00	Total storage/allotted capacity approved for the licensee.
5	Mineral Cess Amount (Rs.)	68,410.00	Total cess/tax amount applicable on minerals as per government rules.
6	Current Period	12-Mar-2025 to 20-Feb-2027	Active operational period for the license/licensee.
7	Expiry Date	20-Feb-2027	License validity end date.
8	Form N	0 (Total), 0 (Today)	Number of Form-N generated (related to mineral handling/processing).
9	Total Unconsumed Form	0 (Total), 0 (Weight)	Forms generated but not yet used for transportation.



3.0 Get quantity by generated ISTP

The screenshot displays the 'GET QTY BY GENERATED ISTP' module. The interface includes a sidebar with 'Dashboards', 'Master Entries', and 'Reports'. The main content area shows a table with the following data:

ISTP Number	Mineral	Quantity (In Tons)	Vehicle Number	Driver Name	Driver Mobile No.	Generate Date	Expiry Date
IS00006122500000003	bajri	30	UK07BB1200	Raj	9666666666	2025-12-12 11:13:34	2025-12-12 11:53:34

Showing 1 to 1 of 1 entries. Navigation: Previous 1 Next

Purpose

This module allows the licensee to receive mineral quantity through a generated ISTP. Once the licensee clicks on Get Quantity, the received quantity is automatically added to the licensee's available stock.

Simple flow:

- ISTP is generated
- Mineral quantity is received against the ISTP
- Licensee clicks Get Quantity
- Quantity is added to the licensee's stock
- Updated stock becomes available for further use or dispatch

3.1 Navigation

Click Get Generated By ISTP inside Master Entries

3.1.1 Table Columns

S#	License ID	Destination District	ISTP Number	Mineral	Quantity (in Tons)	Vehicle Number	Driver Name	Driver Mobile No.	Generate Date
1	202545 760743 83	Uttarkashi	IS000061 2250000 003	Bajri	30	UK07 BB120 0	Raj	966666 6666	2025-12- 12 11:13:34



Click the checkbox to display the **Get Quantity** button.

GET QTY BY GENERATED ISTP

Show 10 entries

ISTP Number	Mineral	Quantity (In Tons)	Vehicle Number	Driver Name	Driver Mobile No.	Generate Date	Expiry Date
<input checked="" type="checkbox"/> IS00006122500000003	bajri	30	UK07BB1200	Raj	9666666666	2025-12-12 11:13:34	2025-12-12 11:53:34

Showing 1 to 1 of 1 entries

Previous 1 Next

© 2025-26 Directorate of Geology & Mining, Uttarakhand | All Rights Reserved

Powered by ITI LIMITED (A Government of India Undertaking)

click **Get Quantity** and provide your confirmation.

GET QTY BY GENERATED ISTP

Are you sure?
Do you want to proceed and save quantity?

Yes, save it! No, cancel

© 2025-26 Directorate of Geology & Mining, Uttarakhand | All Rights Reserved

Powered by ITI LIMITED (A Government of India Undertaking)

3.1.2 Steps to Get Quantity by Generated ISTP

- Login to the Directorate of Geology & Mining portal using valid credentials.
- From the left-side menu, go to Reports and click on Get Qty by Generated ISTP.
- The list of generated ISTP records will be displayed on the screen.
- Select the checkbox against the required ISTP number for which quantity is to be processed.
- Click on the "Get Quantity" button available on the top-right side.
- A confirmation pop-up will appear asking:
"Do you want to proceed and save quantity?"
- Click "Yes, save it" to confirm and proceed.
- Click "No, cancel" if you do not want to continue.
- On successful submission, the system will save the quantity and update the records accordingly.



4.0 Generated Form-J/N

GENERATE FORM-J / FORM-N

License ID: LI4525U000006
Capacity In Hand (In Tons) : 3
Prepaid Royalty Amount (Rs.): 2524

Types of Movement

Within State Outside State

Destination State *
Uttarakhand

Destination District *
Bageshwar

Type of Mineral *
Bajri

Vehicle Information & Weight Details

Type of Vehicle *
Buggy

Driver Name *
Ujjwal

Mobile Number of Driver

Driving License Number

Fill Form

Then fill all form's mandatory columns

Types of Movement

Within State Outside State

Destination State *
Uttarakhand

Destination District *
Bageshwar

Type of Mineral *
Bajri

Vehicle Information & Weight Details

Type of Vehicle *
Buggy

Driver Name *
Ujjwal

Mobile Number of Driver

Driving License Number

Weight Quantity (In Tons)*
10

Purchaser Information

For Licensee For Organization For Mineral Mart Other Use

Fill Form

Click Generate

Purchaser Information

For Licensee For Organization For Mineral Mart Other Use

Purchaser/Firm Name *
SS infra

Destination Pin Code
226030

Purchaser Address *
dhanipur bhannaue jaunpur

Travel Distance in KM (Approx) *
120

Route Details Via *
Almora

Rate of IGST/SGST+CGST (%) *
5.00%

Sale Value (With Tax) *
30

IGST/SGST+CGST (Rs.) *
1.50

Security Paper Type *
UKDGM ASS

Generate MM-11 **Cancel**

Fill Form



Click Yes, Submit

Are you sure?
Do you want to submit this application?

Yes, Submit No, Cancel

Generate MM-11 Cancel

Click Button

Click Ok

Success!
Application submitted successfully!

OK

Generate MM-11 Cancel

Click Button

Then Will get the copy of form

1st Copy (for License Holder)
Form-J
Uttarakhand minor mineral (concession) rules, 2023.
e-Transit pass form for transportation & minor mineral from stock seerule 70(1).

Sample of transit pass ready for print

Owner Name : Ujjwal Infra	Registration : LI4525U000006
License : Dehradun New New Medical Center VIII- Bajwar, Teh: , Dist: Almora	Form No : IJ00006000004
	Date & Time : 02-01-2026 11:24:59 AM

UKDGMAS55

Type of Movement	: Instate	Name of Driver	: Ujjwal Singh
Registration No. of Vehicle	: Buggi	Name of Mineral	: Bajri
Mobile No. of Driver	: 6306596098	Sale Value (before Tax)	: ₹11.4
Weight of Mineral (In Tons)	: 1.00	Payable SGST+CGST	: ₹0.60
Royalty	: ₹8.00	Name of Purchaser	: Ss Infra
GST of Purchaser	: 07454FSDF5454	Address Destination	: Lko
Registration No. of Purchaser	: Unregistered		
Distance	: 123 KM		

This form is Valid up to: 02-01-2026 05:33:59 PM



2nd Copy (for Transporter/Cosumer/Storage/Works Department)
Form-J
Uttarakhand minor mineral (concession) ruls, 2023.
e-Transit pass form for transportation & minor mineral from stock sserule 70(1).

Owner Name : Ujjwal Infra	Registration : LI4525U000006
License : Dehradun New New Medical Center Vill- Address Bajwar, Teh: , Dist: Almora	Form No : IJ00006000004
	Date & Time : 02-01-2026 11:24:59 AM

Type of Movement : Instate

Registration No. of Vehicle : Buggi	Name of Driver : Ujjwal Singh
Mobile No. of Driver : 6306596098	Name of Mineral : Bajri
Weight of Mineral (In Tons) : 1.00	Sale Value (before Tax) : ₹11.4
Royalty : ₹8.00	Payable SGST+CGST : ₹0.60
GST of Purchaser : 074545F5DF5454	Name of Purchaser : Ss Infra
Registration No. of Purchaser : Unregistered	Address Destination : Lko
Distance : 123 KM	

This form is Valid up to: 02-01-2026 05:33:59 PM

Click Print

3rd Copy (For the Inspection Team)
Form-J
Uttarakhand minor mineral (concession) ruls, 2023.
e-Transit pass form for transportation & minor mineral from stock sserule 70(1).

Owner Name : Ujjwal Infra	Registration : LI4525U000006
License Address : Dehradun New New Medical Center Vill-Bajwar, Teh: , Dist: Almora	Form No : IJ00006000004
	Date & Time : 02-01-2026 11:24:59 AM

Type of Movement : Instate

Registration No. of Vehicle : Buggi	Name of Driver : Ujjwal Singh
Mobile No. of Driver : 6306596098	Name of Mineral : Bajri
Weight of Mineral (In Tons) : 1.00	Sale Value (before Tax) : ₹11.4
Royalty : ₹8.00	Payable SGST+CGST : ₹0.60
GST of Purchaser : 074545F5DF5454	Name of Purchaser : Ss Infra
Registration No. of Purchaser : Unregistered	Address Destination : Lko
Distance : 123 KM	

This form is Valid up to: 02-01-2026 05:33:59 PM

Print **Back**

Click Button

Complete User Flow: Generate Form-J / Form-N

Step 1: Login to the Portal

- Open the official **Directorate of Geology & Mining, Uttarakhand** portal.
- Login using your **User ID & Password**.
- After login, you will land on the **Dashboard**.

Step 2: Go to Form Generation

From the left-side menu:

- Click **Master Entries**
- Select **Generate Form-J / Form-N**



Step 3: License Details

System will automatically show:

- **License ID**
- **Capacity in Hand (Tons)**
- **Prepaid Royalty Amount**
- Verify these details before proceeding.

Step 4: Select Type of Movement

Choose one option:

- **Within State**
- **Outside State**

(For movement inside Uttarakhand, select **Within State**)

Step 5: Enter Destination Details

Fill the following fields carefully:

- **Destination State**
- **Destination District**
- **Type of Mineral** (e.g., Bajri, Sand, etc.)

Step 6: Vehicle Information & Weight Details

Enter vehicle and driver details:

S#	Field	Description
1	Type of Vehicle	Buggi / Truck / Tractor
2	Vehicle Number	Registration number
3	Vehicle Security Code	As per RC
4	Driver Name	Name of the driver
5	Mobile Number	Driver's mobile number
6	Weight (in Tons)	Mineral quantity



5.0 Prepaid Royalty Amount

The screenshot shows the 'PREPAID ROYALTY AMOUNT' page. The left sidebar contains a menu with 'Master Entries' expanded, showing options like 'Get QTY By Generated ISTP', 'Generate Form-J/Form-N', 'Prepaid Royalty Amount', and 'Security Paper Request'. The main content area displays a table with the following details:

License ID	LI4525U000006
Name of the License	Ujjwal Infra
Mobile	6306596098
District Name	Almora
License Address	Dehradun new new medical center
Alloted Quantity (In Tons)	30,000.00
Capacity in hand (In Tons)	2.00
Prepaid Royalty Amount (Rs.)	2,516.00
Payment Amount (Rs.)	<input type="text" value="Amount"/>

Below the table is a red 'Make Payment' button.

© 2025-26 Directorate of Geology & Mining, Uttarakhand | All Rights Reserved
Powered by ITI LIMITED (A Government of India Undertaking)

This screenshot is identical to the one above but includes annotations. A callout box labeled 'Enter Amount' points to the 'Payment Amount (Rs.)' input field, which now contains the value '10'. Another callout box labeled 'Click' points to the 'Make Payment' button.

© 2025-26 Directorate of Geology & Mining, Uttarakhand | All Rights Reserved
Powered by ITI LIMITED (A Government of India Undertaking)

Step 1: Login to Portal

- Open the Mineral Management Portal portal.
- Login using your User ID & Password.

Step 2: Go to "Prepaid Royalty Amount"

- From the left-side menu, click on **Master Entries**.
- Select **Prepaid Royalty Amount** from the list.

Step 3: View License & Royalty Details

After clicking **Prepaid Royalty Amount**, the system automatically displays:

- **License ID**
- **Name of License Holder**
- **Mobile Number**
- **District Name**
- **License Address**



- **Allotted Quantity (in Tons)**
- **Capacity in Hand (in Tons)**
- **Available Prepaid Royalty Amount**

These details are auto-fetched and **cannot be edited**.

Step 4: Enter Payment Amount

- In the field **“Payment Amount (Rs.)”**, enter the amount you want to add.
- Ensure the amount is correct before proceeding.

Step 5: Click on “Make Payment”

- Click the **Make Payment** button.
- You will be redirected to the **payment gateway**.
- Complete the payment using available options (Net Banking / UPI / Debit Card).

Step 6: Payment Success

After successful payment:

- The **Prepaid Royalty Amount** will be updated automatically.
- You can see the updated balance under **Capacity in Hand / Prepaid Royalty**.
- The amount becomes available for **Form-J / Form-N generation**.



6.0 Security Paper Request

DASHBOARD Request for Security Paper

Delivery Address / Shipping Address Details :

1. House No./Locality*: 2. Land Mark*: 3. District Name*: 4. Pin Code*:

5. Mobile No.*: 6. Alternet Mobile No.: 7. Address Line 1*: 8. Address Line 2:

7. Remarks*:

Please fill out this field.

Security Paper Details :

1. Security Paper Company Name*: 2. Per Paper Price (In Rs)*: 3. No. of Packet Require*: 4. No. of Papers*:

4. Security Paper Amount (In Rs)*:

Click to Send Request

Security Paper Details :

1. Security Paper Company Name*: 2. Per Paper Price (In Rs)*: 3. No. of Packet Require*: 4. No. of Papers*:

4. Security Paper Amount (In Rs)*:

Click Button **Send Request**

Paper Request No.	Security Paper Company Name	No. of Packets	No. of Papers	Per Paper Price (Rs.)	Amount (Rs.)	Tax Amount(18%) (Rs.)	Gross Amount (Rs.)	Actions
PR25120014	Dell Computer	3	750	7.00	5,250.00	945.00	6,195.00	Make Payment

Click Button

Purpose

Its main purpose is to **allow license holders to request security papers** required for mineral transportation, royalty verification, and statutory documentation.

The module helps the department **track, approve, and manage security paper issuance** in a transparent and accountable manner.



STEP 1: Login to Portal

- Login to the **Directorate of Geology & Mining – Uttarakhand Portal**
- Go to **Dashboard**
- From the left menu, click on **Master Entries → Security Paper Request**

STEP 2: Enter Delivery / Shipping Address Details

Fill all required fields carefully:

- **House No. / Locality** – Enter your complete house or office address
- **Landmark** – Nearby landmark for easy identification
- **District Name** – Select your district from dropdown
- **Pin Code** – Enter correct area PIN code
- **Mobile No.** – Enter active contact number
- **Alternate Mobile No.** – Optional backup number
- **Address Line 1 & 2** – Full delivery address
- **Remarks** – Any special delivery instruction (optional)
- **All mandatory fields must be filled before proceeding.**

STEP 3: Enter Security Paper Details

Provide details of the security paper required:

- **Security Paper Company Name** – Select authorized vendor
- **Per Paper Price (₹)** – Automatically filled or entered as per rate
- **No. of Packet Required** – Enter required number of packets
- **No. of Papers** – Total papers needed
- **Security Paper Amount** – Auto-calculated based on quantity and price

STEP 4: Verify Amount & GST

System will automatically calculate:

- **Total Amount**
- **GST (18%)**
- **Gross Amount Payable**
- Verify all calculations before proceeding.

STEP 5: Submit Request

- Click on **“Send Request”**
- System generates a **Security Paper Request Number**
- Your request is now submitted successfully

STEP 6: Payment & Tracking

After submission:

- Scroll down to view the **Request Summary Table**
- Check:
 - Request Number
 - No. of Packets
 - Total Amount
 - GST Amount
- Click **“Make Payment”** to complete the process



7.0 License Report

Directorate of Geology & Mining
Government of Uttarakhand

Rohit Yadav
Stockist

LICENSE REPORT

Show 25 entries

Search: Filter

ID	License ID	Unique ID	Total Generated Form-J/Form-N	Name Of License	Name Of License Owner	Type Of Mineral	Mineral Name	License Type	District
1	20254576074383	787989898565656	4	Rohit Pvttd	Rohit Yadav	Minor Mineral River Side	Sand	Stockist	Uttar Kashi

Showing 1 to 1 of 1 entries

Previous 1 Next

© 2025-26 Directorate of Geology & Mining, Uttarakhand | All Rights Reserved

Powered by ITI LIMITED (A Government of India Undertaking)

7.1 Navigation

Click License Report Inside Reports



Directorate of Geology & Mining
Government of Uttarakhand

Rohit Yadav
Stockist

LICENSE REPORT

Search: Filter

License Owner	Type Of Mineral	Mineral Name	License Type	District	Tehsil	Village	Gata Number	Area (In acre)	Sanction Quantity (In Ton)	Alloted Date	Expiry Date
Yadav	Minor Mineral River Side	Sand	Stockist	Uttar Kashi	Tharali	Bajwar	893	4	25000	08-05-2025	08-05-2030

Previous 1 Next

© 2025-26 Directorate of Geology & Mining, Uttarakhand | All Rights Reserved

Powered by ITI LIMITED (A Government of India Undertaking)



Then click License ID

LICENSE DETAILS

License Status: Active

Unique ID:	787989898565656	License ID:	20254576074383
Name Of License:	Rohit Pvttd	Name Of License Owner:	Rohit Yadav
Email of License:	rohit.stockist@gmail.com	Mobile No License:	75757575
Father Name:	Ram	Mineral Category:	Minor Mineral River Side
Mineral Name:	Sand	District :	Uttar Kashi
Tehsil:	Tharali	Village :	Bajwar
License Address:	Karmaha Buzurg	Gata Number:	893
Area (In acre):	4	GSTIN No.:	09AAACH7409R1ZZ
Alloted Date:	08-05-2025	Expiry Date:	08-05-2030
Sanction Quantity (In Ton):	25000	Total In Quantity MM-11/ISTP:	90
Total Quantity Transported Form-J:	65.00	Balance Quantity left for Transportation:	25

After that click on Total Generated Form-J/Form-N

FORM-J/Form-N REPORTS

Form-J/Form-N Reports for License ID (20254576074383)

Show 10 entries

ID	Form-J/Form-N Number	Name Of Purchaser	Quantity (In Ton)	Sale Amount (Including GST Tax)	Destination State	Destination District	Generate Date	Expiry Date
1	202594029331540	Rohit	30.00	4500.00	Uttar Pradesh	Gorakhpur	30-06-2025 01:10:47 PM	17-05-2025 12:42:55 A
2	IJ7438329331541	Rohit	20.00	40.00	Uttarakhand	Uttar Kashi	30-06-2025 01:10:47 PM	19-06-2025 01:50:50 P
3	OJ7438329331542	Test	10.00	500.00	Uttar Pradesh	Amethi	30-06-2025 01:10:47 PM	20-06-2025 02:00:43 P
4	OJ7438329331543	Lkwfjsdv	5.00	6.00	Chandigarh	Chandigarh	30-06-2025 01:10:47 PM	30-06-2025 01:31:11 P

Showing 1 to 4 of 4 entries

Previous 1 Next

Then click Form-J/Form-N Number

Form-J O/S प्रथम प्रति (परिवहनकर्ता उपभोक्ता भण्डारण कार्यदायी संस्था हेतु)

55555

1. GSTIN:	09AAACH7409R1ZZ	2. Form No:	202594029331540	3. Registration No:	20254576074383
4. Owner Name:	Rohit Pvttd	5. Mobile Number Of Owner:	Rohit Pvttd	6. License Address:	Karmaha Buzurg Village: Bajwar Tehsil: Tharali District: Gorakhpur , Uttarakhand
7. Name Of Mineral:	Sand	8. Loading From :	Bajwar	9. Destination (Delivery Address):	Medical College Road Gorakhpur
10. Distance(in K.M.):	650	11. Generated On:	15-05-2025 04:12:55 PM	12. Valid Upto:	17-05-2025 12:42:55 AM
13. Traveling Duration:	32 hours 30 minutes	14. Destination District	Gorakhpur	15. Route Details Via:	NH-27
16. Sale Amount (Including Tax):	₹4500.00	17. Payable GST @ 5%	₹225.00	18. Payable Mineral Rolling Cess:	₹200.00
19. Payable Royalty:	₹100.00	20. Weight of Mineral (In Tons):	30.00		

Details of Registered Vehicle

1. Name of Purchaser:	Rohit	2. Registration Number:	UP53BM4520	3. Name Of Driver:	Ram
4. Mobile Number Of Driver:	9887987977	5. DL. Number Of Driver:	DL5645646		



Purpose:

To efficiently monitor, manage, and validate mining license details, transported mineral quantities, and regulatory compliance through structured reporting modules.

7.1.1 Step-by-Step User Interaction Flow

S#	Action	Description
1	Login	User logs into the official portal as a registered stockist.
2	Navigate to 'Reports'	Accesses the reporting dashboard from the left panel.
3	Select 'License Report'	Clicks on the relevant license section to review issued licenses.
4	View License Summary	Displays list of licenses with key details: License ID, Owner, Type of Mineral, District, Forms generated, etc.
5	Click License ID	Selects license 20254576074383 to access full details.
6	Review License Details	Shows detailed fields: \
	- License Owner, Address, GSTIN, Area, Gata No.\	
	Sanctioned Quantity: 25,000 Tons \	
	- Allotment Period: 08-05-2025 to 08-05-2030 \	
	Transported: 65 Tons \	
	Balance Quantity: 25 Tons \	
	Registered Email and Mobile Number	
7	Access Form-J/Form-N Reports	User navigates to transportation and sales record generated under this license.
8	Inspect Individual Forms	Clicks on Form No. 202594029331540 for deeper insight.
9	Review Transportation Sheet	Key data shown: \
	-Vehicle Number, DL, Driver Name\	
	Distance: 650 km, Duration: 32.5 hours\	
	- Destination: Gorakhpur\	
	- Route: NH-27\	
	- Royalty, GST, Mineral Rolling Cess\	



Key Highlights & Observations:

- The portal is **highly structured**, ensuring traceability from license issuance to material dispatch.
- Transparent quantity tracking – 4 Form-Js issued, 65 tons moved, only 25 tons left.
- **Real-time audit-ready** interface — supports destination tracking and GST compliance.
- **End-to-end traceability**: From quarry (Bajwar) to consumer delivery location (Gorakhpur).



8.0 Royalty Payment List

S#	Licensee ID	Challan Status	Challan Number	Challan Date	Amount (Rs.)	Payment Status	Depositor Name	Paymode	Unique Ref Number
1	LI4525U000006	Failed	VRTU5NOC2PBIPLI2025	03-12-2025	500.00	Failed	Ujjwal Infra	DEBIT_CARD	2512031799730
2	LI4525U000006	Failed	GCDD2QEAIU4FWUR2025	03-12-2025	2,000.00	Failed	Ujjwal Infra	DEBIT_CARD	2512031799737
3	LI4525U000006	Failed	5LSERHHTD5OLI162025	03-12-2025	500.00	Failed	Ujjwal Infra	DEBIT_CARD	2512031799814
4	LI4525U000006	Failed	Z7GQBRKNGHNSXPC2025	04-12-2025	500.00	Failed	Ujjwal Infra	DEBIT_CARD	2512041799872
5	LI4525U000006	Initiated	EHMWCPXH8ZREEHUG2025	04-12-2025	2,00,000.00	Pending	Ujjwal Infra	online	
6	LI4525U000006	Initiated	WWQAVH8JATZMBIB2025	04-12-2025	200.00	Pending	Ujjwal Infra	online	
7	LI4525U000006	Initiated	FDSCTJADGYDCN4C2025	04-12-2025	500.00	Pending	Ujjwal Infra	online	
8	LI4525U000006	Initiated	B8JMU11IIFXETI2U2025	04-12-2025	300.00	Pending	Ujjwal Infra	online	
9	LI4525U000006	Paid	MVJQRSP4PAFVMO2025	20-12-2025	100.00	Success	Ujjwal Infra	DEBIT_CARD	2512201801923
10	LI4525U000006	Initiated	UBUNISRERHIDIBWK2026	02-01-2026	10.00	Pending	Ujjwal Infra	online	

Purpose

This screen is designed to **provide licensees with a complete, transparent record of all royalty payments** made against their mining license. It helps the licensee to:

- Track **all challans** generated for royalty payments
- Check **payment status** (Paid, Failed, Initiated, Pending)
- Verify **amount, payment mode, and transaction reference**
- Use the data for **reconciliation, compliance, and audit purposes**
- Identify **failed or pending payments** that require action

8.1 Navigation

Click License QNT approval request Inside Reports

S#	Column Name	Description
1	S#	Serial number of the record
2	Licensee ID	Unique identification number of the licensee
3	Challan Status	Current status of the challan (Initiated / Paid / Failed)
4	Challan Number	System-generated unique challan number
5	Challan Date	Date on which the challan was generated
6	Amount (Rs.)	Royalty amount to be paid in INR
7	Payment Status	Status of the payment transaction (Success / Pending / Failed)
8	Depositor Name	Name of the licensee who made the payment
9	Payment Mode	Mode used for payment (Debit Card / Online)
10	Unique Reference Number	Bank or payment gateway transaction reference number



Step 1: Open the Report

- Login to the portal as **Licensee**
- Go to **Reports** → **Royalty Payment List**
- The **Licensee Royalty Payment Reports** screen will open

Step 2: View Payment Records

- The table displays **all royalty payment transactions**
- Latest transactions usually appear **at the top**
- Each entry shows complete payment details

Step 3: Understand Payment Status

- **Paid/Success**
Payment completed successfully, no action required
- **Initiated/Pending**
Payment is started but not yet completed
- **Failed**
Payment was unsuccessful and needs reattempt

Step 4: Search Specific Records

- Use the **Search box** on the top-right

You can search by:

- Challan Number
- Licensee ID
- Amount
- Payment Status

Step 5: Filter Number of Records

- Use **“Show entries”** dropdown
- Select how many records to display (10, 25, etc.)



9.0 ISTP QTY Approval Request List

S#	License Reg.No.	Mineral	Lessee/Transporter Reg.No.	Delivery By	MM-11/Form-K/ISTP Reg.No.	Request Qty (In Tons)	Status	Request Date
1	LI4525U000006	bajri	TR05000006	Transporter	IS00006122500000002	20	Pending	12-12-2025 11:13:53 AM
2	LI4525U000006	bajri	TR05000006	Transporter	IS00006112500000001	10	Approved	03-12-2025 05:14:52 PM

Purpose

This screen is used to **view, monitor, and track ISTP Quantity Approval requests** submitted by the licensee in the minin portal.

It provides a **clear status view of mineral quantity approvals** required before transportation of minerals.

The main objectives of this screen are to:

- Display **all ISTP quantity requests** raised by the licensee
- Show **approval status** (Pending / Approved)
- Link approved quantity with **MM-11 / Form-K / ISTP Registration Number**
- Help licensees track **how much quantity is approved for transport**
- Ensure **regulatory compliance** before mineral dispatch

Step 1: Access the Screen

- Login to the portal as **Licensee**
- Navigate to **Reports** → **ISTP Qty Approval Request List**
- The **ISTP Qty Approval Request List** screen will open

Step 2: View ISTP Requests

- The table lists **all quantity approval requests**
- Each row represents **one ISTP quantity request**
- Latest requests appear **at the top**

Step 3: Understand the Table Details

- Each request shows:
 - License Registration Number
 - Mineral name
 - Lessee / Transporter Registration Number
 - Delivery by (Transporter / Lessee)
 - MM-11 / Form-K / ISTP Registration Number
 - Requested Quantity (in tons)
 - Request status
 - Request date and time



Step 4: Check Request Status

- **Pending**
Request is submitted and awaiting department approval
- **Approved**
Quantity is approved and can be used for mineral transportation

Step 5: Search and Filter Requests

- Use the **Search box** to find a specific request

Search using:

- License Reg. No.
- Mineral name
- ISTP / MM-11 number

Step 6: Control Number of Records

- Use **Show entries** dropdown
- Select how many records you want to view at a time
- Use pagination (Previous / Next) to navigate

Step 7: Action After Approval

Once status is **Approved**:

- Use the approved quantity for **e-Transit Pass / Mineral Dispatch**
- Ensure transport does not exceed the approved quantity

If status is **Pending**:

- Wait for department approval
- Contact department only if pending for a long duration



10.0 Request of security paper

Directorate of Geology & Mining
Government of Uttarakhand

Ujjwal Infra Licensee

SECURITY PAPER REQUEST LIST

Status:

Show 10 entries

S#	Request Number	Reg. No.	Requested By	Current Status	Name/Firm Name	Delivery Address
1	PR25120014	LI4525U000006	Licensee	Requested	Ujjwal Infra	000, new test, new office, test, address testing 1, address testing 2, Pincode: 273306, District: uttar kashi,
2	PR25120013	LI4525U000006	Licensee	Requested	Ujjwal Infra	Testing li, Mining office 2, address testing 1, address testing 2, Pincode: 656656, District: uttar kashi, St.
3	PR25120008	LI4525U000006	Licensee	Printed	Ujjwal Infra	Testing, Testing, address testing 1, address testing 2, Pincode: 275568, District: udam singh nagar, Sta
4	PR25110007	LI4525U000006	Licensee	Delivered	Ujjwal Infra	test, test, address testing 1, address testing 2, Pincode: 275568, District: uttar kashi, State: Utta

Showing 1 to 4 of 4 entries

Previous 1 Next

© 2025-26 Directorate of Geology & Mining, Uttarakhand | All Rights Reserved

Powered by ITI LIMITED (A Government of India Undertaking)

Directorate of Geology & Mining
Government of Uttarakhand

Ujjwal Infra Licensee

SECURITY PAPER REQUEST LIST

Status:

Mobile No.	GST No.	Remark	Requested Date	No. of Packet	No. of Paper	Security Paper Amount Including Tax (Rs.)	Payment Clearance Details	Payment Status	Security Paper Delivered
9787979879	074545F5DF5454	lessee remark testing	12-12-2025 11:15:15 AM	3	750	6195.00		Pending	
7894561230	074545F5DF5454	Quidem pariatuor Ess	12-12-2025 11:14:29 AM	3	750	6195.00	2025QNPIUYCZKETVQM7M	Success	
7879879879	074545F5DF5454	lessee remark testing	06-12-2025 12:22:24 PM	2	500	4130.00	2025EWOURZKOEFE9FDBW	Success	
7879879879	074545F5DF5454	lessee remark testing	29-11-2025 02:31:33 PM	4	1000	5900.00	2025WRVW9U6MCGGRF7N3	Success	04-12-2025 11:36:12 AM Delivered

Next

© 2025-26 Directorate of Geology & Mining, Uttarakhand | All Rights Reserved

Powered by ITI LIMITED (A Government of India Undertaking)

Directorate of Geology & Mining
Government of Uttarakhand

Ujjwal Infra Licensee

SECURITY PAPER REQUEST LIST

Status:

Requested Date	No. of Packet	No. of Paper	Security Paper Amount Including Tax (Rs.)	Payment Clearance Details	Payment Status	Security Paper Delivered Status	Courier Details	Out For Delivery Date
ng 12-12-2025 11:15:15 AM	3	750	6195.00		Pending			
ss 12-12-2025 11:14:29 AM	3	750	6195.00	2025QNPIUYCZKETVQM7M	Success			
ng 06-12-2025 12:22:24 PM	2	500	4130.00	2025EWOURZKOEFE9FDBW	Success			
ng 29-11-2025 02:31:33 PM	4	1000	5900.00	2025WRVW9U6MCGGRF7N3	Success	04-12-2025 11:36:12 AM Delivered	Parcel ID:- 5454 Out for delivery	04-12-2025 11:36:03 AM

© 2025-26 Directorate of Geology & Mining, Uttarakhand | All Rights Reserved

Powered by ITI LIMITED (A Government of India Undertaking)



Purpose

This screen is used to track the complete lifecycle of Security Paper requests raised by a Licensee on the mining portal.

It helps the licensee to:

- View all security paper requests in one place
- Track request status (Requested, Printed, Delivered)
- Monitor payment status (Pending / Success)
- Verify number of packets, papers, and payable amount
- Track delivery details, courier information, and delivery dates
- Maintain records for compliance, audit, and operational planning

Step 1: Open the Screen

- Login to the portal as **Licensee**
- Go to **Reports** → **Requested Security Papers**
- The **Security Paper Request List** screen will open

Step 2: Filter Requests by Status

- Use the **Status dropdown** at the top

Select:

- All
- Requested
- Printed
- Delivered

Step 3: View Basic Request Details

- From the first table, you can see
- Request Number
- License Registration Number
- Requested By (Licensee)
- Current Status (Requested / Printed / Delivered)
- Firm Name
- Delivery Address

Step 4: View Detailed Request Information (Scrollable Table)

Scroll horizontally to view detailed columns such as:

- Requested Date & Time
- Number of Packets
- Number of Papers
- Security Paper Amount (including tax)
- Payment Clearance Details
- Payment Status (Pending / Success)
- Security Paper Delivered Status
- Courier Details (Parcel ID, Out for Delivery)
- Out for Delivery Date

Step 5: Check Payment Status

- **Pending**
Payment not yet cleared; wait or complete payment
- **Success**
Payment verified and accepted by the system



Only after successful payment does the request move forward for printing and delivery.

Step 6: Track Delivery Status

- **Printed**
Security papers have been printed
- **Delivered**
Papers successfully delivered to the address
- If courier details are available:
- Note **Parcel ID**
- Check **Out for Delivery / Delivered date**

Step 7: Use Search & Pagination

- Use the **Search box** to find a specific request by:
- Request Number
- Amount
- Status
- Use **Previous / Next** buttons to navigate records