

# Mineral Management System

## Mineral Management System (Nodal Officer – User Manual)

*"The **Mineral Management System** is a digital platform for tracking, regulating, and optimizing mineral exploration, extraction, and distribution processes to ensure transparency, efficiency, and compliance with regulations."*

Prepared For



Directorate of Geology and Mining,  
Uttarakhand

Prepared By



ITI Limited



# Table Of Contents

1.0	Introduction to Mineral Management System (MMS)	2
1.1	Steps how to portal & interface	2
1.1.1.1	Understanding what's displayed in the screen	2
1.1.1.2	Analysis of User Interface Elements – Login Screen	3
1.1.1.3	Explanation of Each Login Option	3
2.0	Dashboard	5
3.0	Suspend/Unsuspend Lease	7
3.1	Viewing the Lease List	8
4.0	Suspend/Unsuspend License	9
4.1	Viewing the License List	10
5.0	Report	12
5.1	Reports Section	12
5.2	Displayed Fields in the Table	14
6.0	Lease Renewal Report	16
6.1	Displayed Fields in the Table	17
7.0	License Report	18
7.1	Displayed Fields in the Table	19
8.0	Lease Challan Payment Reports	20
8.1	Displayed Fields in the Table	21
8.2	Transporter Reports	22
8.3	Displayed Fields in the Table	23
9.0	Transporters ISTP List	24
9.1	Displayed Fields in the Table	25
10.0	Seller of Security Paper	26
10.1	View Seller Details (First Screen)	26
10.2	Drill Down to Seller's Bank & Pricing Details (Second Screen)	27
11.0	Request Of Security Paper	27
11.1	Drill Down to Seller's Bank & Pricing Details (Second Screen)	29
12.0	Request Of Security Paper	30
12.1	Security Paper Overview	32
13.0	Vehicle List	34
13.1	Vehicle List	34



## 1.0 Introduction to Mineral Management System (MMS)

The **Mineral Management System** is a digital platform developed by the Directorate of Geology & Mining, Government of Uttarakhand. It is designed to make the process of managing minerals more transparent, efficient, and paperless.

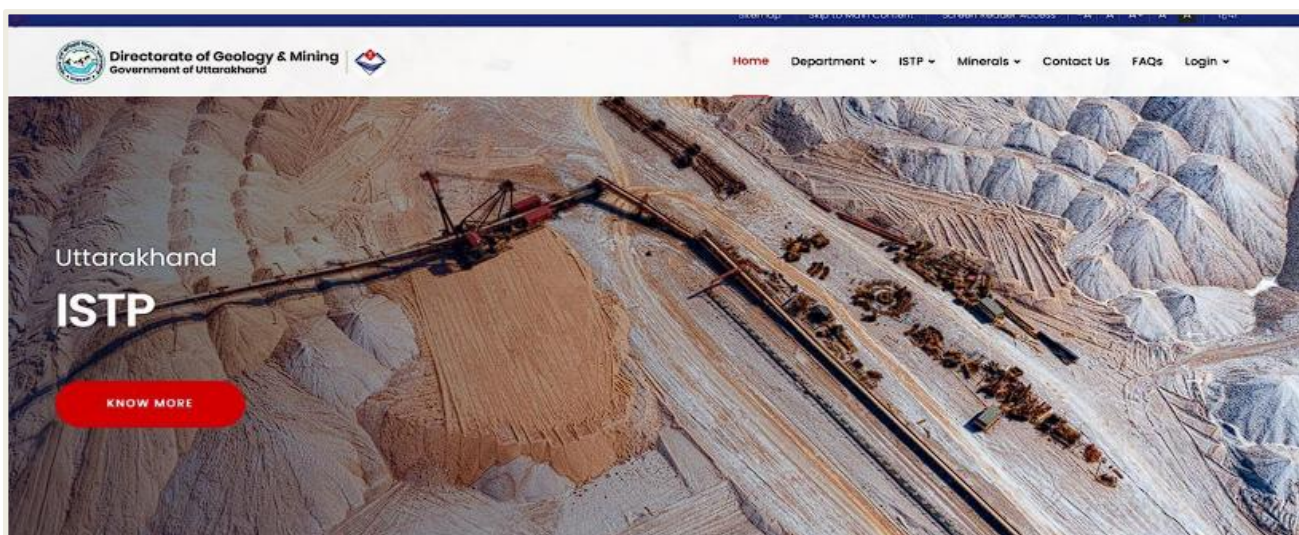
This system helps in tracking and controlling the movement of minerals from mining sites to their final destination, ensuring that everything happens legally and in an organized way.

### 1.1 Steps how to portal & interface

Go to search engine like **Google & Bing**

Enter url: <https://mms.ukmdtss.in/>

After that, you will see the portal screen



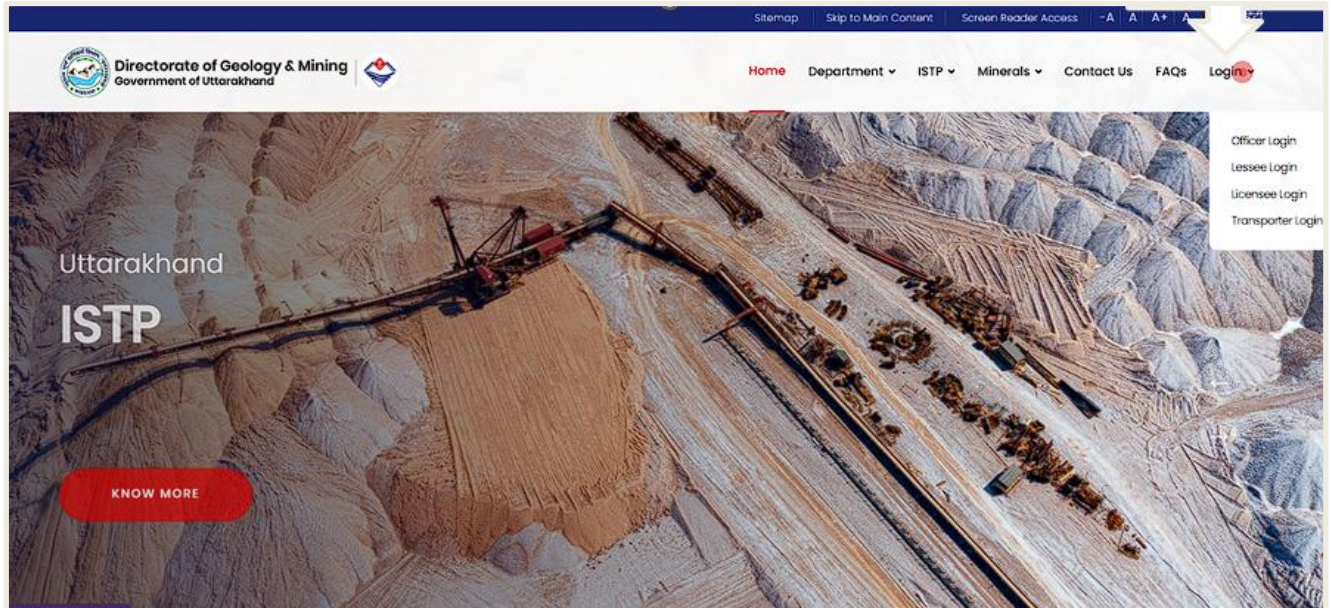
#### 1.1.1.1 Understanding what's displayed in the screen

S#	Element	Description
1	Header area	Shows the logo of the Directorate and the Government of Uttarakhand.
2	Top menu bar	Contains navigation links like Home, Department, ISTP, Minerals, Contact Us, FAQ, and Login.
3	Main image (banner)	Displays a real-life image of a mining site, which visually represents the system's purpose.
4	Title	Clearly says "Uttarakhand ISTP" to show the purpose of the page.
5	Red button (call to action)	"Know More" button – lets users click to learn more about ISTP services.



### Login options screen (after click)

When a user clicks on the **Login** menu on the top-right of the ISTP homepage, a dropdown appears with **four distinct login options**. These options are meant to serve different types of users who interact with the mining system.



### 1.1.1.2 Analysis of User Interface Elements – Login Screen

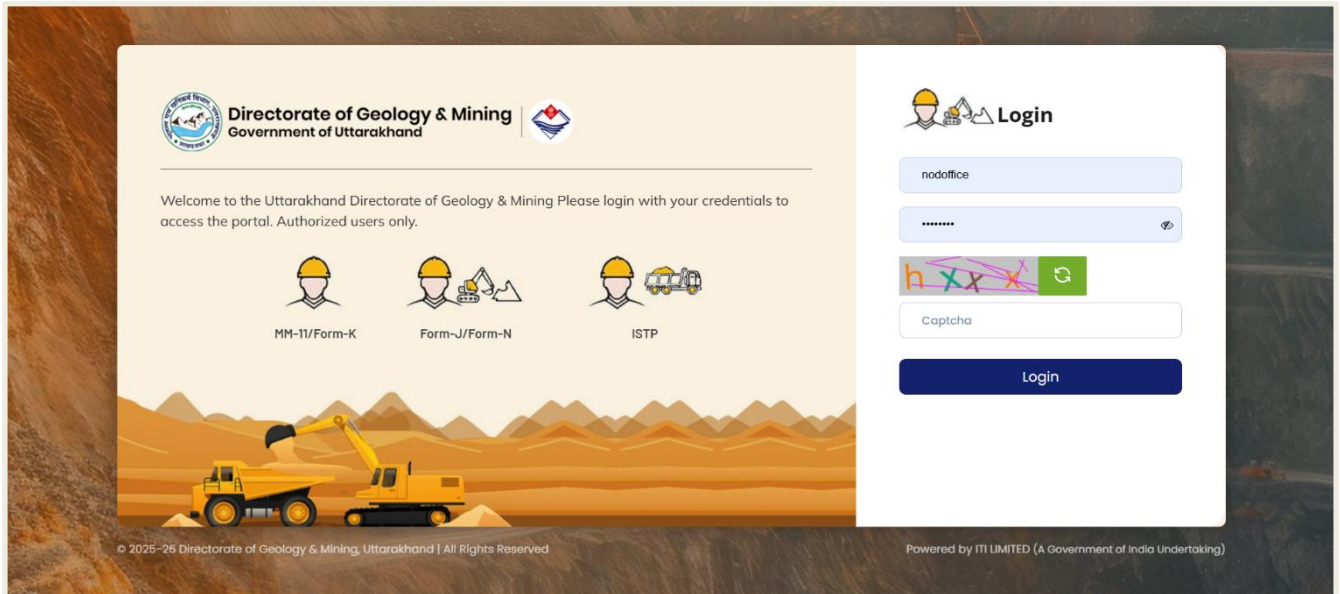
S#	Element	Description
1	Login tab	Located at the top-right corner of the navigation menu. Clicking it shows a dropdown.
2	Dropdown Menu	White box dropdown with four login roles: Officer, Lessee, Licensee, and Transporter.

### 1.1.1.3 Explanation of Each Login Option

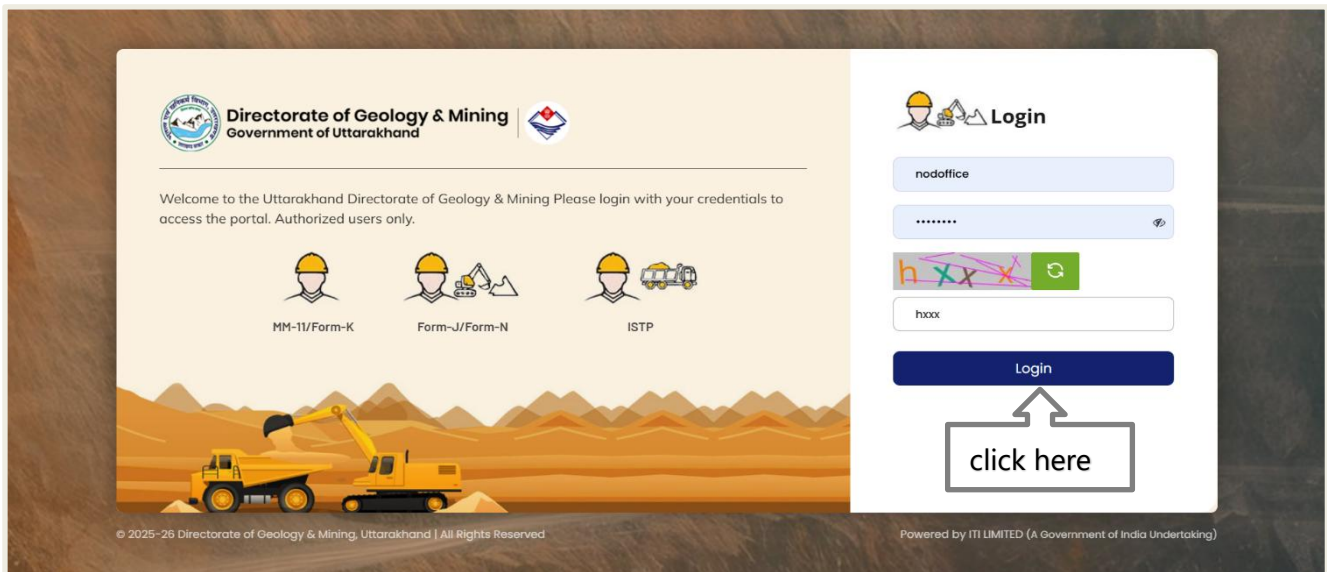
S#	Login Type	Who Should Use It	Functions
1	Officer Login	Government mining officers (MO, DM, DGM, Nodal etc.)	Approve permits, verify documents, view reports
2	Lessee Login	Companies or individuals with mining leases	Apply for mineral lifting/transit permits
3	Licensee Login	Those who have obtained stockist/dealer licenses	Manage stock entries, generate sale details
4	Transporter Login	Vehicle owners/operators transporting minerals	Generate/track vehicle passes, check trip status



## Nodal Officer Login Interface Overview



When you click on the Officer Login option, a simple login screen opens up. Here, you just need to enter your Username & Password Captcha code shown on the screen.



The OTP will then be sent to your registered mobile number. enter the OTP to complete the verification process.



## 2.0 Dashboard

Directorate of Geology & Mining  
Government of Uttarakhand

DGM Office  
Nodal Officer

DASHBOARD

Active Lessee/Licensee Details

Total Mine Owner (MO) <b>200</b>	Total Stockist (ST) <b>477</b>	Total Stone Crusher (SC) <b>300</b>
Total Screening Plant (SP) <b>35</b>	Total Hotmix Plant (HP) <b>36</b>	Total Mobile Screening Plant (MP) <b>0</b>
Total Ready Mix Plant (RP) <b>68</b>	Total Mobile Stone Crusher (MC) <b>13</b>	Total WMM Plant (WP) <b>1</b>

Directorate of Geology & Mining  
Government of Uttarakhand

DGM Office  
Nodal Officer

Total Pulveriser (PU)  
**26**

Mining Permit

Mining Permit Lease  
**0**

Transporter & Vehicle Details

Total Transporter <b>46,934</b>	Total Vehicle Active <b>47,561</b>	Total Vehicle Pending <b>2</b>
------------------------------------	---------------------------------------	-----------------------------------

Directorate of Geology & Mining  
Government of Uttarakhand

DGM Office  
Nodal Officer

Transporter & Vehicle Details

Total Transporter <b>46,934</b>	Total Vehicle Active <b>47,561</b>	Total Vehicle Pending <b>2</b>
------------------------------------	---------------------------------------	-----------------------------------

Suspended / Expired

Suspended Lessee/Licensee

Mine Owner (MO) <b>19</b>	Stockist (ST) <b>65</b>	Stone Crusher (SC) <b>66</b>	Screening Plant (SP) <b>6</b>	Hotmix Plant (HP) <b>2</b>	Mobile Screening Plant (MP) <b>0</b>
Ready Mix Plant (RP) <b>1</b>	Mobile Stone Crusher (MC) <b>4</b>	WMM Plant (WP) <b>0</b>	Pulveriser (PU) <b>0</b>		

Expired Lessee/Licensee

Mine Owner (MO) <b>3,399</b>	Stockist (ST) <b>1,736</b>	Stone Crusher (SC) <b>85</b>	Screening Plant (SP) <b>23</b>	Hotmix Plant (HP) <b>56</b>	Mobile Screening Plant (MP) <b>1</b>
------------------------------	----------------------------	------------------------------	--------------------------------	-----------------------------	--------------------------------------



The screenshot displays the 'Payment Details' and 'Forms Details' sections of the Nodal Dashboard. The 'Payment Details' section includes three cards: 'RC Total Payment' with a value of 27,000, 'Pending Request Royalty' with a value of 0, and 'Total Online Payment' with a value of 0. The 'Forms Details' section includes six cards: 'Form MM-11' (Forms: 2,16,612, Weight: 39,86,632.91), 'Form MM-11 Today' (Forms: 0, Weight: 0), 'Form K Generated' (Forms: 422, Weight: 5,905.8), 'Form K Generated Today' (Forms: 0, Weight: 0), 'Form J Generated' (Forms: 3,98,973, Weight: 1,08,04,507.32), and 'Form J Generated Today' (Forms: 0, Weight: 0). A navigation sidebar on the left includes 'Dashboards', 'Master Updation', 'Reports', 'Website', and 'MIS Report'. The top right corner shows 'DGM Office Nodal Officer'.

The screenshot displays the 'Form-N Generated', 'Expired Forms', 'ISTEP Forms', and 'Unconsumed Forms' sections of the Nodal Dashboard. The 'Form-N Generated' section includes two cards: 'Form-N Generated' (Forms: 512, Weight: 15,958) and 'Form-N Generated Today' (Forms: 0, Weight: 0). The 'Expired Forms' section includes one card: 'Expired Forms' (Total: 0, Weight: 0). The 'ISTEP Forms' section includes one card: 'ISTEP Forms' (Total: 48,242, Consumed: 5,410, Amount: 770). The 'Unconsumed Forms' section includes one card: 'Unconsumed Forms' (Forms: 425, Weight: 26,960.2). A 'Notifications' section at the bottom shows 'No notifications available'. A navigation sidebar on the left is identical to the previous screenshot. The top right corner shows 'DGM Office Nodal Officer'. The footer contains '© 2025-26 Directorate of Geology & Mining, Uttarakhand | All Rights Reserved' and 'Powered by ITI LIMITED (A Government of India Undertaking)'.

## Purpose

The Nodal Dashboard is designed to give a **centralized, real-time overview of mining-related entities and activities** under the Directorate of Geology & Mining.

Its main purposes are:

1. **Central Monitoring**
2. **Data Summary & Insights**
3. **Regulatory Oversight**
4. **Quick Navigation to Details**
5. **Operational Efficiency**



## 3.0 Suspend/Unsuspend Lease

The screenshot shows the 'Suspended/Unuspended Lease' page. The left sidebar contains navigation options: Dashboards, Master Updation, Reports, Website, and MIS Report. The main content area displays a table of leases with columns: S#, Actions, Lessee ID, Name of the Lessee, Type of Mineral, Lease Category, Permit Rule, District, and Tehsil. Each row has a button to either 'Unsuspend' (green) or 'Suspend' (red) the lease.

S#	Actions	Lessee ID	Name of the Lessee	Type of Mineral	Lease Category	Permit Rule	District	Tehsil
1	Unsuspend	MO00023678	Test	minor mineral non river side	Others		DEHRADUN	dehradun
2	Unsuspend	MO00024517	Test	minor mineral river side	Others		DEHRADUN	dehradun
3	Suspend	MO56024466	M/S ASWAL ASSOCIATES	minor mineral non river side	Others		DEHRADUN	dehradun
4	Suspend	MO56025907	Pradeep Chand	minor mineral river side	Others			chinyalisaur
5	Suspend	MO56025908	M/S ASTITVA ANANT RAJ ENTERPRISES	minor mineral river side	Others			rajgarhi
6	Unsuspend	MO57023171	Pro	minor mineral non river side	Others		DEHRADUN	dehradun
7	Unsuspend	MO57023173	M/S RAIL VIKAS NIGAM LIMITED	minor mineral non river side	Others		DEHRADUN	dehradun



The screenshot shows the same 'Suspended/Unuspended Lease' page, but with a more detailed table view. The columns include: Permit Rule, District, Tehsil, Village, Khasra Number, Area, Allotted Quantity (In Tons), Alloted Date, Expiry Date, and Lease Expiry Date.

Permit Rule	District	Tehsil	Village	Khasra Number	Area	Allotted Quantity (In Tons)	Alloted Date	Expiry Date	Lease Expiry Date
	DEHRADUN	dehradun	Badripur	11	0.01	1000	02-06-2022	23-03-2026	03-06-2027
	DEHRADUN	dehradun	Balawala	76	1.00	1000	13-03-2024	30-06-2027	30-06-2027
	DEHRADUN	dehradun	Kulhan Karanpur	1923, 2003,2006	35.94	35612	22-08-2023	21-08-2073	21-08-2073
		chinyalisaur	Malli	2551m	1.38	61875	23-04-2025	22-04-2026	22-04-2026
		rajgarhi	Chakraogaon	4m, 251m	0.55	32130	24-04-2025	23-04-2026	23-04-2026
	DEHRADUN	dehradun	Raipur (CT)	D 35 A	0.50	172040	15-09-2021	14-09-2026	14-09-2026
	DEHRADUN	dehradun	Raipur (CT)	D 34	0.15	506000	15-09-2021	26-09-2026	26-09-2026

### Nodal Officer (Block/Unblock Lease)

#### 1. Login & Navigation

Nodal Officer logs into the Directorate of Geology & Mining portal.

From the left navigation menu, user selects:

Master Updation → Block/Unblock Lease.



## 3.1 Viewing the Lease List

S#	Column Name	Description
1	ID	Unique serial number for the lease record.
2	Actions (Block/Unblock button)	Button to change lease status between Block and Unblock.
3	Lessee ID	Unique identification number assigned to the lessee.
4	Unique ID	System-generated unique identifier for the lease.
5	Name of Lessee	Full name or registered company name of the leaseholder.
6	Type of Mineral	Classification of the mineral (e.g., minor mineral river side, major mineral).
7	Mineral Name	Specific mineral being leased (e.g., sand, magnesite, bajri, dust).
8	Lease Category	Category code or classification (e.g., gmvn, kmvn).
9	Permit Rule	Rule under which the lease is issued (e.g., 23(2)(a)- 5 yr river bed minerals).
10	District	Name of the district where the lease area is located.
11	Tehsil	Name of the tehsil within the district.
12	Village	Name of the village where mining activity is permitted.
13	Gate Number	Land plot number associated with the lease.
14	Area	Size of the leased land in hectares.
15	Allotted Quantity in Ton	Quantity of mineral allocated under the lease.
16	Allotted Date	Date when the lease was allotted.

## 2. Filtering & Searching

Nodal Officer can:

Search for a lessee by ID, name, or mineral type using the Search bar.

Apply Filters to narrow down records.

## 3. Blocking/Unblocking a Lease

For a lease entry, click on the Block button (or "Unblock" if already blocked).

System Prompt: Confirmation message appears:

**"Are you sure you want to Block/Unblock this lease?"**

User Confirms → System updates the lease status.

Table Refreshes to show the updated status.

## 4. Post-action Display

After blocking/unblocking, system displays:

Updated lease action status.

Same report table with refreshed data.

Officer can continue managing other leases without leaving the page.



## 4.0 Suspend/Unsuspend License

The screenshot shows the 'Suspend/Unsuspend License' interface. The header includes the Directorate of Geology & Mining logo and 'DGM Office Nodal Officer'. The left sidebar contains navigation options: Dashboards, Master Updation, Reports, Website, and MIS Report. The main content area is titled 'LICENSE' and 'Suspended/Unsuspend License'. It features a search bar and a 'Filter' button. Below is a table with columns: S#, Actions, License ID, Name of License, Type of Mineral, License Type, District, Tehsil, Village, and Sanction Quant. The table lists 7 licenses, each with a 'Suspend' or 'Unsuspend' button.

S#	Actions	License ID	Name of License	Type of Mineral	License Type	District	Tehsil	Village	Sanction Quant
1	Suspend	HP00011725	Test Mineral Pvt. Ltd.	minor mineral non river side	Hotmix Plant	DEHRADUN	dehradun		10000
2	Unsuspend	HP56025682	ANKIT AGGARWAL	minor mineral non river side	Hotmix Plant	DEHRADUN	vikasnagar		17460
3	Unsuspend	HP56025683	M/S ASHISH RAMOLA	minor mineral non river side	Hotmix Plant		dunda	Ranari	17190
4	Unsuspend	HP56026198	Shree Ganpati Construction	minor mineral non river side	Hotmix Plant		dunda	Khattu khal	5400
5	Unsuspend	HP57023572	Jitendra Singh	minor mineral non river side	Hotmix Plant	CHAMOLI	chamoli	Mason	100800
6	Unsuspend	HP57024050	partnership	minor mineral non river side	Hotmix Plant	CHAMOLI	karnaprayag	Chauki	172800
7	Unsuspend	HP57024676	M/S DOON ASSOCIATES	minor mineral non river side	Hotmix Plant	DEHRADUN	dehradun		259200



The screenshot shows the 'Suspend/Unsuspend License' interface with a different table view. The header and sidebar are the same. The main content area is titled 'LICENSE' and 'Suspended/Unsuspend License'. It features a search bar and a 'Filter' button. Below is a table with columns: Name of License, Type of Mineral, License Type, District, Tehsil, Village, Sanction Quantity (In Tons), Alloted Date, and Expiry Date. The table lists 7 licenses with their respective details.

Name of License	Type of Mineral	License Type	District	Tehsil	Village	Sanction Quantity (In Tons)	Alloted Date	Expiry Date
Test Mineral Pvt. Ltd.	minor mineral non river side	Hotmix Plant	DEHRADUN	dehradun		10000	2018-11-05	2030-11-04
ANKIT AGGARWAL	minor mineral non river side	Hotmix Plant	DEHRADUN	vikasnagar		17460	2025-03-12	2027-02-20
M/S ASHISH RAMOLA	minor mineral non river side	Hotmix Plant		dunda	Ranari	17190	2025-02-27	2027-02-26
Shree Ganpati Construction	minor mineral non river side	Hotmix Plant		dunda	Khattu khal	5400	2025-05-24	2027-05-23
Jitendra Singh	minor mineral non river side	Hotmix Plant	CHAMOLI	chamoli	Mason	100800	2024-06-14	2026-06-13
partnership	minor mineral non river side	Hotmix Plant	CHAMOLI	karnaprayag	Chauki	172800	2022-12-30	2026-11-08
M/S DOON ASSOCIATES	minor mineral non river side	Hotmix Plant	DEHRADUN	dehradun		259200	2024-04-10	2026-04-09

### 1. Login & Navigation

Nodal Officer logs into the Directorate of Geology & Mining portal.

From the left navigation menu, user selects:  
Master Updation → Block/Unblock License.



## 4.1 Viewing the License List

S#	Column Name	Description
1	ID	Unique serial number for the license record.
2	Actions (Block/Unblock)	Button to change license status between Block and Unblock.
3	Lessee ID	Unique identification number assigned to the lessee.
4	Unique ID	System-generated unique identifier for the license.
5	Name of Lessee	Full name or registered company name of the license holder.
6	Type of Mineral	Category of mineral (e.g., Major, Minor).
7	Mineral Name	Specific mineral name (e.g., Sand, Limestone).
8	Lease Category	Classification of lease (e.g., GMVN, KMVN, Private).
9	Permit Rule	Rule under which the license is issued.
10	District	District name of the license location.
11	Tehsil	Tehsil name of the license location.
12	Village	Village name of the license location.
13	Gata Number	Plot number of the mining land.
14	Area	Size of the leased area (in hectares).
15	Allotted Quantity (Ton)	Quantity of mineral allotted in tons.
16	Allotted Date	Date the license was allotted.

### 2. Search or Filter Records (Optional)

User Action: Use the Search box to find a license by ID, Name, or other keywords, or apply advanced filters for District, Tehsil, Mineral Type, etc.

System Response: Table updates to show only matching results.

### 3. View Complete Details (Optional)

User Action: Scroll horizontally to view all table columns.

System Response: Displays full license details without affecting other records.

### Open Block/UnBlock License

User action: From left menu choose Master Updation → Block/UnBlock License.

System response: Load the Block/UnBlock License page and display the license table.

Adjust view / Pagination (optional)

**User action: Change “Show [10] entries” to view more rows if needed.**

System response: Table updates to show selected number of rows per page.

### Search for license / licensee

User action: Enter License ID, Name, or other keyword in Search box.

System response: Filter table live to matching rows.

### Apply advanced filters (optional)

User action: Click Filter, select criteria (District, Tehsil, Mineral Type, Date range, etc.), then Apply.

System response: Table refreshes showing only rows matching filter criteria.

Locate the correct row



User action: Find the target license row. Verify columns like License ID, Name, Permit Rule, Allotted/Expiry Date before acting.

System response: Row data remains visible and selectable.

### **Initiate Block / Unblock**

User action: Click the red Block button (or Unblock if currently blocked) in the Actions column of the selected row.

System response: Open a confirmation modal/dialog (shows License ID, Name, and action being taken).

### **Confirm action**

User action: Read details; optionally enter a Reason if the dialog requests one; click Confirm/Yes — or click Cancel to abort.

System response (Confirm): Process request, update license status in database; show a temporary success message (e.g., "*License blocked successfully*").

System response (Cancel): Close dialog with no change.

### **Refresh / reflect status**

User action: Wait or manually refresh the table (or the system auto-refreshes).

System response: Table refreshes — action button toggles (Block → Unblock or vice versa) and, if present, a Status column updates to reflect new state.



## 5.0 Report

**LEASE REPORT**

Show 25 entries

Search:  Filter

ID	Lessee ID	Unique ID	Number of MM-11/Form-K	Total Paid Challan Amount	Name Of Lessee	Name Of Lease Owner	Type Of Mineral
1	20250258521474	5545454545454545	8	₹7200000	Arun Kuamr Agarwal	Arun Kuamr	Minor Mineral River Si
2	202599778101	8978654646464646	2	₹49000	Rahul Pvt.Ltd	Rohul Mishra	Minor Mineral River Si
3	2025309023124	789546987897978	4	₹2940	Major Rohit	Rohit	Major Mineral
4	2025209108404	789546987897978	2	₹3240	Rohan Kumar	Rohit	Minor Mineral River Si
5	2025599618447	5545454545454545	6	₹150000	Rohit	Rohit Yadav	Minor Mineral River Si
6	20252733329948	8978654646464646	0	₹0	Rohit	Rohit Yadav	Minor Mineral Non Riv

Showing 1 to 6 of 6 entries

Previous **1** Next

© 2025-26 Directorate of Geology & Mining, Uttarakhand | All Rights Reserved

Powered by ITI LIMITED (A Government of India Undertaking)

### 5.1 Reports Section

S#	Report Name	Description
1	Lease Report	Shows detailed information of lessees including ID, challan payments, mineral type, lease owner, etc.
2	Lease Renewal Report	Displays reports on lease renewal requests, renewal dates, and their statuses.
3	License Report	Shows license-wise data such as license holder name, mineral details, sanctioned quantity, area, etc.
4	Challan Payments	Summarizes all challans issued and paid by lessees or licensees.
5	Transporter List	Contains a list of all registered transporters with their respective details.
6	ISTP List	Lists records of ISTPs (Integrated Stone Transport Permits) issued, their validity, and usage.
7	Licensee Qty Approval Request	Shows the list of quantity requests submitted by license holders that are pending or approved by the District Officer.
8	Lease Report	Shows detailed information of lessees including ID, challan payments, mineral type, lease owner, etc.
9	Lease Renewal Report	Displays reports on lease renewal requests, renewal dates, and their statuses.
10	Seller of Security Paper	Lists the authorized sellers of security paper along with their contact details and license status.
11	Request of Security Paper	Displays all security paper requests made by users, including request date, requester details, and approval status.
12	Vehicle List	Shows the list of all registered vehicles used for mineral transportation, along with registration numbers and ownership details.



Click on **Lease Report** option to continue

**LEASE REPORT**

District: All | Tehsil: | Lease Status: All | Suspended/Unuspended Status: All | Category: All | Sub Category: |

Search: [ ] [CSV] [Excel] [PDF] [Print]

S#	Lessee ID	Number of MM-11/Form-K	Total Paid Amount (Rs.)	Name Of The Lessee	Name Of The Lease Owner	Category
1	MO00000369	0	27,000.00	M/S Test Enterprise	Test Dealer	Mir
2	MO00000439	0	0.00	M/S Test Enterprise	Test Dealer	Shc
3	MO00000891	0	0.00	M/S Test Enterprise	Test Dealer	Mir
4	MO00000969	0	0.00	M/S Test Enterprise	Test Dealer	Mir
5	MO00001060	0	0.00	M/S Test Enterprise	Test Dealer	Mir



**LEASE REPORT**

District: All | Tehsil: | Lease Status: All | Suspended/Unuspended Status: All | Category: All | Sub Category: |

Search: [ ] [CSV] [Excel] [PDF] [Print]

Category	Sub Category	District	Tehsil	Village	Khasra Number	Area (In acre)	Allotment
Mining Lease River Bed	UFDAC(VNN)	DEHRADUN	Rishikesh		124A	0.90	
Short Term Permit	Soil Permit	DEHRADUN	Chakrata	Dabla	123	0.12	
Mining Lease River Bed	Govt. Working Agency	DEHRADUN	Dehradun	Balawala	0	0.00	
Mining Lease In-Situ (Minor)	Private/Niji	DEHRADUN	Chakrata	Astad	0	0.00	
Mining Lease In-Situ (Minor)	E-Tender/E-Auction (Revenue Land)	DEHRADUN	Chakrata	Daduwa	123	0.20	



### Purpose of Lease Report

The **Lease Report** allows District Officers to view comprehensive information about all mining lease holders (Lessees). This includes payment details, lease owner name, type of mineral, approved quantity, area covered, allotment and expiry dates, and more.

## 5.2 Displayed Fields in the Table

S#	Report Name	Description
1	ID	System-generated serial number
2	Lessee ID	Unique ID of the leaseholder
3	Unique ID	Unique reference number for the record
4	Number of MM-11/Form-K	Details of MM-11 or Form-K
5	Total Paid Challan Amount	Total amount paid via challans
6	Name Of Lessee	Name of the person/entity holding the lease
7	Name Of Lease Owner	Name of the land or lease owner
8	Type Of Mineral	Category of the mineral (e.g., sand, stone)
9	Mineral Name	Specific mineral name being mined
10	Lease Type	Type of lease (Temporary / Permanent)
11	Division	Administrative mining division
12	Permit Rule	Rule under which the permit is granted
13	District	District where the lease is located
14	Tehsil	Sub-district (Tehsil) location of lease
15	Village	Village name of the mining area
16	Gata Number	Land plot number
17	Area (In Acre)	Total leased area in acres



18	Allotted Quantity (In Ton)	Sanctioned mineral quantity (in tons)
19	Lease Alloted Date	Date when the lease was granted
20	Annual Expiry Date	Expiry date for annual compliance
21	Lease Expiry Date	Final expiry date of the lease

### Search & Filter Functionality

- Users can use the Search bar to instantly find any specific record by keyword.
- The Filter button allows advanced filtering based on selected criteria like district, date, mineral type, etc.



## 6.0 Lease Renewal Report

The screenshot shows the 'LEASE RENEWAL REPORT' page. The left sidebar contains navigation options: Dashboards, Master Updation, Reports (highlighted), Website, and MIS Report. The main content area displays a table with the following columns: S#, Lessee ID, Number of MM-11/Form-K, Total Paid Amount (Rs.), Lease Year, Lease Status, Name Of The Lessee, and District. The table lists 9 active leases, all for 'M/S Test Enterprise'.

S#	Lessee ID	Number of MM-11/Form-K	Total Paid Amount (Rs.)	Lease Year	Lease Status	Name Of The Lessee	District
1	MO00000369	0	27000.00	1	Active	M/S Test Enterprise	DEH
2	MO00000439	0	0.00	1	Active	M/S Test Enterprise	DEH
3	MO00000891	0	0.00	1	Active	M/S Test Enterprise	DEH
4	MO00000969	0	0.00	1	Active	M/S Test Enterprise	DEH
5	MO00001060	0	0.00	1	Active	M/S Test Enterprise	DEH
6	MO00001095	0	0.00	1	Active	M/S Test Enterprise	DEH
7	MO00001143	0	0.00	1	Active	M/S Test Enterprise	ALM
8	MO00001159	0	0.00	1	Active	M/S Test Enterprise	DEH
9	MO00001160	0	0.00	1	Active	M/S Test Enterprise	DEH



The screenshot shows the 'LEASE RENEWAL REPORT' page with a more detailed view. The left sidebar is expanded to show 'Reports' with sub-items: Lease Report, MM11/Form-K Reports, Lease Renewal Report (highlighted), License Report, Form-J/Form-N Reports, Challan Payments, Royalty Payment List, Transporter List, ISTP List, ISTP Qty Approval Request List, Seller of Security Paper, and Requested Security Papers. The main content area displays a table with the following columns: The Lessee, District, Allotted Quantity (In Tons), Annual Allotted Date, Annual Expiry Date, Quantity Change Flag, and Reason. The table lists 10 lease entries.

The Lessee	District	Allotted Quantity (In Tons)	Annual Allotted Date	Annual Expiry Date	Quantity Change Flag	Reason
Enterprise	DEHRADUN	10,000.00	29-02-2016	28-03-2026		
Enterprise	DEHRADUN	1,000.00	14-11-2017	13-11-2023		
Enterprise	DEHRADUN	0.01	04-04-2017	04-05-2017		
Enterprise	DEHRADUN	0.00	15-05-2017	25-05-2017		
Enterprise	DEHRADUN	1,000.00	30-06-2017	29-06-2019		
Enterprise	DEHRADUN	1,000.00	16-08-2017	15-08-2019		
Enterprise	ALMORA	10.00	02-10-2017	20-10-2017		
Enterprise	DEHRADUN	100.00	07-10-2017	24-07-2019		
Enterprise		100.00	01-10-2017	31-10-2017		



## Purpose

The **Lease Renewal Report** module allows the District Officer to view, search, and monitor details related to lease renewal applications and statuses for various mining leases.

## 6.1 Displayed Fields in the Table

S#	Report Name	Description
1	ID	Unique serial number for the record.
2	Lessee ID	Unique ID assigned to the lessee (the person/company holding the lease).
3	Number of MM-11/Form-K	Official form or challan number submitted by lessee.
4	Total Paid Challan Amount	Total amount paid through challans for the renewal.
5	Lease Year	Lease validity year.
6	Lease Status	Current status of the lease (active, expired, under review, etc.).
7	Name Of Lessee	Name of the lease holder.
8	Mineral Name	Type of mineral allowed for extraction.
9	Lease Division	Administrative division managing the lease.
10	District	District name where mining is happening.
11	Tehsil	Sub-district name.
12	Village	Name of the village associated with the lease.
13	Gata Number	Plot or survey number assigned to the mining land.
14	Area (In Acre)	Total area allotted for mining (in acres).
15	Allotted Quantity (In Ton)	Quantity of minerals allowed to be mined (in tons).
16	Annual Alloted Date	Date when the annual allotment was approved.
17	Annual Expiry Date	Date when the annual allotment will expire.
18	Lease Expiry Date	End date of the lease agreement.
19	Quantity Change Flag	Indicator if any change was made in quantity allotted.
20	Reason	Reason for quantity change (if any).

## Using the Search Function

At the top-right corner of each report, there is a Search Box. You can type any keyword (e.g., Lessee Name, Gata Number, District, Mineral Name, etc.) to quickly filter and find records.



## 7.0 License Report

**LICENSE REPORT**

District: All | Tehsil: | Status: All | Suspended/Unsuspended Status: All | License Type: All

Show 25 entries | Search: | CSV | Excel | PDF | Print

S#	License ID	Total Generated Form-J/Form-N	Name Of License	Name Of License Owner	Type Of Mineral
1	HP56022129	0	OASIS TECHNOCONS LTD.	Commander, 36 BRTF, Gref	Minor Mineral Non River Sid
2	HP56022131	0	RAM PARKASH CONSTRUCTIONS PRIVATE LIMITED	Manu Garg	Minor Mineral Non River Sid
3	HP00011725	0	Test Mineral Pvt. Ltd.	Test	Minor Mineral Non River Sid
4	HP57023572	0	Jitendra Singh	Jitendra Singh	Minor Mineral Non River Sid
5	HP58023196	0	R G BUILDWELL ENGINEERS LIMITED	R G BUILDWELL ENGINEERS LIMITED	Minor Mineral Non River Sid
6	HP57025962	0	M/S DEV CONSTRUCTION	ALOK MALIK	Minor Mineral River Side



**LICENSE REPORT**

District: All | Tehsil: | Status: All | Suspended/Unsuspended Status: All | License Type: All

CSV | Excel | PDF | Print

Type Of Mineral	License Type	District	Tehsil	Village	Sanction Quantity (In Tons)	Alloted Date	Expiry Date
Minor Mineral Non River Side	Hotmix Plant		Bhatwari		31,284.00	21-10-2019	30-09-2020
Minor Mineral Non River Side	Hotmix Plant		Chiniyalisaur	Dharasu	3,000.00	03-10-2019	30-09-2020
Minor Mineral Non River Side	Hotmix Plant	DEHRADUN	Dehradun		10,000.00	05-11-2018	04-11-2030
Minor Mineral Non River Side	Hotmix Plant	CHAMOLI	Chamoli	Mason	1,00,800.00	14-06-2024	13-06-2026
Minor Mineral Non River Side	Hotmix Plant	RUDRA PRAYAG	Rudraprayag	Raitoli	67,500.00	14-09-2021	30-06-2022
Minor Mineral River Side	Hotmix Plant	DEHRADUN	Dehradun		72,000.00	24-04-2025	23-04-2027

### Purpose

The **License Report** module helps the District Officer view detailed records of licenses issued for mineral extraction. This module allows tracking of:

- License ownership



- Types of minerals licensed
- License validity and quantity sanctioned

## 7.1 Displayed Fields in the Table

S#	Column Name	Description
1	Owner	Name of license holder (individual or company).
2	Type of Mineral	Category of mineral (e.g., building stone, sand, boulder, etc.).
3	Mineral Name	Specific name of the mineral permitted.
4	License Type	The type of license issued (e.g., minor mineral license, prospecting license).
5	District	District where the license is applicable.
6	Tehsil	Sub-district under which mining area falls.
7	Village	Name of village related to license area.
8	Gata Number	Survey or land parcel number allotted for mining.
9	Area (In Acre)	Total mining area assigned under license.
10	Sanction Quantity (InTon)	Approved quantity of mineral extraction permitted (tons).
11	Alloted Date	Date when license allotment was made.
12	Expiry Date	Validity expiry date of the license.

### Search & Filter Functionality

- Users can use the **Search** bar to instantly find any specific record by keyword.
- The **Filter** button allows advanced filtering based on selected criteria like district, date, mineral type, etc.



## 8.0 Lease Challan Payment Reports

**PAYMENT DETAILS**

From: dd-mm-yyyy To: dd-mm-yyyy Payment Status: All Category: All Sub Category:

[Search](#) [Reset](#)

Show 10 entries Search:  [CSV](#) [Excel](#) [PDF](#) [Print](#)

S#	Lessee ID	Category	Sub Category	Challan Status	Challan Number	Challan Date	Amount (Rs.)	Bid/Royalty Rate (Rs.)
1	MO00000369	Mining Lease River Bed	UFDAC(VNN)	Paid	202624KNDJYUPEVEFSY	17-02-2026	4,500.00	45.00
2	MO00000369	Mining Lease River Bed	UFDAC(VNN)	Paid	2026VC3YS9UMLGUHWIM8	17-02-2026	22,500.00	45.00
3	MO68026628	Mining Lease In-situ (Major)	e-Tender/e-Auction	Initiated	2026CWMWZYZHFLMWRN	24-03-2026	45,000.00	45.00
4	MO68026628	Mining Lease In-situ (Major)	e-Tender/e-Auction	Initiated	2026ESLWG3QAXBIMZLWR	24-03-2026	4,500.00	45.00

Showing 1 to 4 of 4 entries Previous 1 Next

**PAYMENT DETAILS**

From: dd-mm-yyyy To: dd-mm-yyyy Payment Status: All Category: All Sub Category:

[Search](#) [Reset](#)

Show 10 entries Search:  [CSV](#) [Excel](#) [PDF](#) [Print](#)

Paid Quantity (In Tons)	Capacity in Hand	Current (CIH)	Payment Status	Depositor Name	Deposit Year	Deposit Month	Paymode	U
100.00	0.00	100.00	Success	Test Dealer1	2026	02	DEBIT_CARD	2f
500.00	0.00	500.00	Success	Test Dealer1	2026	02	DEBIT_CARD	2f
1,000.00	0.00	1,000.00	Pending	KRISHNA CONSTELLATION PRIVATE LIMITED	2026	03	online	
100.00	0.00	100.00	Pending	KRISHNA CONSTELLATION PRIVATE LIMITED	2026	03	online	

Showing 1 to 4 of 4 entries Previous 1 Next

### Purpose

This module allows the District Officer to monitor and verify all **Challan payments** submitted by lessees towards lease renewal or license fee. It gives a transparent view of financial transactions linked with mining operations.



## 8.1 Displayed Fields in the Table

S#.	Column Name	Description
1	Lessee ID	System-generated serial number
2	Unique ID	Unique ID of the leaseholder
3	Number of MM-11/Form-K	Unique reference number for the record
4	Total Paid Challan Amount	Details of MM-11 or Form-K
5	Name Of Lessee	Total amount paid via challans
6	Name Of Lease Owner	Name of the person/entity holding the lease
7	Type Of Mineral	Name of the land or lease owner
8	Mineral Name	Category of the mineral (e.g., sand, stone)
9	Lease Type	Specific mineral name being mined
10	Division	Type of lease (Temporary / Permanent)
11	Permit Rule	Administrative mining division
12	District	Rule under which the permit is granted
13	Tehsil	District where the lease is located
14	Village	Sub-district (Tehsil) location of lease
15	Gata Number	Village name of the mining area
16	Area (In Acre)	Land plot number
17	Allotted Quantity (In Ton)	Total leased area in acres
18	Lease Alloted Date	Sanctioned mineral quantity (in tons)
19	Annual Expiry Date	Date when the lease was granted
20	Lease Expiry Date	Expiry date for annual compliance

### Search & Filter Functionality

- Users can use the **Search** bar to instantly find any specific record by keyword.
- The **Filter** button allows advanced filtering based on selected criteria like district, date, mineral type, etc.



## 8.2 Transporter Reports

Directorate of Geology & Mining  
Government of Uttarakhand
DGM Office  
Nodal Officer

Dashboards
Master Updation
Reports
Website
MIS Report

TRANSPORTER REPORTS
Transporter Reports

Show  entries Search:

S#	Reg.No.	Registration Date	Transporter Name	Firm Name	Father Name	Mobile	Email
1	OS09000001	01-12-2023 12:00:00 AM	Rahal Jan		Ahmad Jan	9027815190	mrrihan06@gmail.com
2	OS09000002	01-12-2023 12:00:00 AM	Miningtest	Test	Test	8192802320	
3	OS09000003	01-12-2023 12:00:00 AM	MOHD RASHID		JUMMA SHAH	8218151451	RASHIDPBT1986@GMAIL.COM
4	OS09000004	01-12-2023 12:00:00 AM	ANWAR RAZA	HAMID RAZA	HAMID KHAN	7500026348	razatransport6013@gmail.com
5	OS09000005	01-12-2023 12:00:00 AM	PRADEEP KUMAR RANA		YASHPAL SINGH	9761142967	
6	OS09000006	01-12-2023 12:00:00 AM	MOHD RASHID		JUMMA SHAH	8218151451	RASHIDPBT1986@GMAIL.COM
7	OS09000007	01-12-2023 12:00:00 AM	MOHD MOHSIN		SHREEF AHMAD	9761039786	MMOHD1010@GMAIL.COM
8	OS09000008	01-12-2023 12:00:00 AM	NASEEM KHAN		SHAHID KHAN	9927933713	
9	OS09000009	01-12-2023 12:00:00 AM	Dilip Agarwal	Kabir Traders	Rameshwar Prashad	8126376662	Ashish.agarwal9990@gmail.com

Directorate of Geology & Mining  
Government of Uttarakhand
DGM Office  
Nodal Officer

Dashboards
Master Updation
Reports
Website
MIS Report

TRANSPORTER REPORTS
Transporter Reports

ch:

	State	District	Status	Transporter Address	Firm Address
ian06@gmail.com	Uttar Pradesh	MORADABAD	Active	Son Of Ahamd Jan, Ganeshpur Devi, Moradabad, Devipura, Uttar Pradesh	
	Uttar Pradesh	SAHARANPUR	Active	Test	Test
DPBT1986@GMAIL.COM	Uttar Pradesh	PILIBHIT	Active	SAME	SAME
ansport6013@gmail.com	Uttar Pradesh	BAREILLY	Active	Village Mundiya Mukarrampur Tehsil Baheri Distt Bareilly	
	Uttar Pradesh	SAHARANPUR	Active	DEHRADUN ROAD SUNDERPUR	
DPBT1986@GMAIL.COM	Uttar Pradesh	PILIBHIT	Active	SAME	SAME
HD1010@GMAIL.COM	Uttar Pradesh	PILIBHIT	Active	SAME	SAME
	Uttar Pradesh	PILIBHIT	Active	NEAR ALLA HU MIYAN KA MAZAR, MOHALLA SHER MOHAMMAD, PILIBHIT	
.i.agarwal9990@gmail.com	Uttar Pradesh	KANPUR NAGAR	Active	Kanpur	Kanpur

### Purpose

The **Transporter Reports** module allows the District Officer to monitor and verify registered transporters involved in mineral transportation. This ensures proper documentation and tracking of transport companies and individuals engaged in mineral transport operations.



## 8.3 Displayed Fields in the Table

S#.	Column Name	Description
1	ID	System-generated unique identifier for each transporter record.
2	Reg. No.	Transporter's Registration Number assigned by the department.
3	Registration Date	Date when the transporter was registered in the system.
4	Transporter Name	Name of the individual transporter.
5	Firm Name	Name of the transporting firm or company.
6	Father Name	Father's name of the transporter (used for personal identification).
7	Mobile	Registered mobile phone number of transporter.
8	Email ID	Official email address of the transporter.
9	State	State of operation for the transporter.
10	District	District where transporter operates.
11	Status	Current registration status (e.g., Active, Inactive, Pending).
12	Transporter Address	Complete address of the individual transporter.
13	Firm Address	Official address of the transport firm or company.
14	ID	System-generated unique identifier for each transporter record.
15	Reg. No.	Transporter's Registration Number assigned by the department.
16	Registration Date	Date when the transporter was registered in the system.
17	Transporter Name	Name of the individual transporter.
18	Firm Name	Name of the transporting firm or company.
19	Father Name	Father's name of the transporter (used for personal identification).
20	Mobile	Registered mobile phone number of transporter.

### Search & Filter Functionality

- Users can use the **Search** bar to instantly find any specific record by keyword.
- The **Filter** button allows advanced filtering based on selected criteria like district, date, mineral type, etc.



## 9.0 Transporters ISTP List

**TRANSPORTERS ISTP LIST**

From:  To:  Purchaser Type:  Consumption Status:  Mineral:  District:

Tehsil:

Show 10 entries Search:

S#	Transporter Reg.No.	ISTP No.	ISTP Generate Date	Seller Name	SELLER REG.NO/GSTIN NO.	ORIGINAL TRAM
1	TR66046765	IS46765042600000003	06-04-2026 05:41:36 PM	ROHIT	IN879879897977U	465875597587
2	TR66046765	IS46765042600000002	06-04-2026 05:40:03 PM	Test	GST000245002	IMS000245622
3	TR66046765	IS46765042600000001	06-04-2026 02:48:27 PM	ROHIT	IN879879897977U	465875597587
4	OS09001055	IS01055251200048239	10-12-2025 10:17:36 PM	JHABALPUR	05DOVPS0149A1ZW	NOC/OE/2024/

**TRANSPORTERS ISTP LIST**

From:  To:  Purchaser Type:  Consumption Status:  Mineral:  District:

Tehsil:

SELLER REG.NO/GSTIN NO.	ORIGINAL TRANSSIT PASS NO.	Mineral & Qty (In Tons)	Purchaser	Vill/Ward, Tehsil, District
IN879879897977U	465875597587969	Bajri / 70	ANKIT AGGARWAL HP56025682	Indira Udyan Marg, Vikasnagar, DEHRADUN
GST000245002	IMS000245622	Bajri / 20	ANKIT AGGARWAL HP56025682	Indira Udyan Marg, Vikasnagar, DEHRADUN
IN879879897977U	465875597587969	Bajri / 20	ANKIT AGGARWAL HP56025682	Indira Udyan Marg, Vikasnagar, DEHRADUN
05DOVPS0149A1ZW	NOC/OE/2024/10/19/438319	Ordinary Soil / 22	S C AGRAWAL	LAKSAR, Laksar, HARIDWAR

### Purpose

The **Transporter Reports** module allows the District Officer to monitor and verify registered transporters involved in mineral transportation. This ensures proper documentation and tracking of transport companies and individuals engaged in mineral transport operations.



## 9.1 Displayed Fields in the Table

S#.	Column Name	Description
1	ID	System-generated unique identifier for each transporter record.
2	Reg. No.	Transporter's Registration Number assigned by the department.
3	Registration Date	Date when the transporter was registered in the system.
4	Transporter Name	Name of the individual transporter.
5	Firm Name	Name of the transporting firm or company.
6	Father Name	Father's name of the transporter (used for personal identification).
7	Mobile	Registered mobile phone number of transporter.
8	Email ID	Official email address of the transporter.
9	State	State of operation for the transporter.
10	District	District where transporter operates.
11	Status	Current registration status (e.g., Active, Inactive, Pending).
12	Transporter Address	Complete address of the individual transporter.
13	Firm Address	Official address of the transport firm or company.
14	ID	System-generated unique identifier for each transporter record.
15	Reg. No.	Transporter's Registration Number assigned by the department.
16	Registration Date	Date when the transporter was registered in the system.
17	Transporter Name	Name of the individual transporter.
18	Firm Name	Name of the transporting firm or company.
19	Father Name	Father's name of the transporter (used for personal identification).
20	Mobile	Registered mobile phone number of transporter.

### Search Functionality

- Users can use the **Search** bar to instantly find any specific record by keyword.



## 10.0 Seller of Security Paper

**Seller of Security Paper**

Show 10 entries

ID	Company GST No.	Company Pan No.	Company Name	Director Name	Mobile No.	Email	Work Order No	Work Order Date	Work Order Expiry Date
1	09F5654445DF564	asfasdfasd	Techo Infotech	Rohit Yadav	8881114430	admin@gmail.com	6546654	2025-06-19	2030-06-19
2	09F56544545454	HEL9870055	Key Solutions	mohan	8881114431	mohan@gmail.com	OL9878798	2025-06-19	2026-06-19
3	GST003214568789	HEL9879797	Dell Computer	Raj Kumar Yadav	8881114432	rajkumaryadav@gmail.com	WON000002	2025-06-19	2030-06-19

Showing 1 to 3 of 3 entries

Previous 1 Next

**Seller of Security Paper**

Expiry Date	Unit Price	Company Address	Account No	Beneficiary Name	Bank Name	Branch Name	Branch Code	Ifsc Code	Bank State	Bank District
4	test	test	89798797987987	Ram	HDFC	Medical	test	test	Unbound	lkn
6	test	test	9879978979798	MOHAN	HDFC	Lucknow	Mohan Nagar	IF5000025	Unbound	test
7	TEST	TEST	9787987977899	TEST	TEST	TEST	TEST005	TEST65464	Unbound	TEST

### 10.1 View Seller Details (First Screen)

S#.	Field / Feature	Description
1	ID	Serial number of the seller record.
2	Company GST No.	Registered GST number of the seller.
3	Company PAN No.	Registered PAN number of the seller.
4	Company Name	Name of the seller company.
5	Director Name	Name of the company director.
6	Mobile No.	Contact number of the seller.
7	Email	Official email ID of the seller.
8	Work Order No	Unique number assigned to the work order.
9	Work Order Date	Date when the work order was issued.
10	Work Order Expiry Date	Date when the work order validity ends.
11	Search Bar	Allows filtering sellers by any field.



12	Pagination Controls	Navigate between different pages of sellers.
----	---------------------	--

User can use the **Search bar** to filter sellers by any field.

Pagination controls allow navigation between page

## 10.2 Drill Down to Seller's Bank & Pricing Details (Second Screen)

S#.	Field / Feature	Description
1	Expiry Date	Security paper validity expiry date.
2	Unit Price	Price per unit of security paper.
3	Company Address	Registered address of the seller company.
4	Account No.	Seller's bank account number.
5	Beneficiary Name	Name of the account holder/beneficiary.
6	Bank Name	Name of the seller's bank.
7	Branch Name	Name of the bank branch.
8	Branch Code	Unique code of the bank branch.
9	IFSC Code	Indian Financial System Code of the branch.
10	Bank State	State where the bank branch is located.
11	Bank District	District where the bank branch is located.
12	Horizontal Scroll	Allows viewing of all columns if they don't fit on the screen.
13	Possible Actions	View seller details only (no edit/add/delete options visible).
14	Navigation	Option to go back to the seller list screen.
15	Search	Search for a specific seller's bank details.

## 11.0 Request Of Security Paper

Directorate of Geology & Mining  
Government of Uttarakhand

Rohan Kumar Yadav  
Nodal Officer

- Dashboards
- Master Updation >
- Reports
- Lease Report
- Lease Renewal Report
- License Report
- Challan Payments
- Transporter List
- ISTP List
- Licensee Qty Approval Request
- Seller of Security Paper
- Request of Security Paper
- Vehicle List
- Website >

**SECURITY PAPER REQUEST LIST**

Status:

Show  entries Search:

Security Paper Request List

Sr.No	Request ID	Lessee/Licensee ID	Request User Type	Request Current Status	Name Of Lessee/Licensee	Mineral Name	Delivery Address	Mobile No
1	PR5725060007	20254576074383	Licensee	Delivered	Rohit PvtLtd	Sand	540, new test, test Testing Pincode: 100002 District: uttar kashi State: Uttarakhand	789456123
2	PR5725060006	20250258521474	Lessee	Requested	Arun Kuamr Agarwal	Sand	540, new test, Testing address testing 1 address testing 2 Pincode: 273306 District: uttar kashi State: Uttarakhand	750000000



Directorate of Geology & Mining  
Government of Uttarakhand

Rohan Kumar Yadav  
Nodal Officer

SECURITY PAPER REQUEST LIST

Status: All

Lessee/Licensee Request Details for security paper

STNO Of Lease/License Holder	Lessee/Licensee Remark	Requested Date	Requested Security Paper (In Unit)	Security Paper Amount Including Tax (In Rs.)	Less
09AAACH7409R1ZZ	lessee remark testing	28-06-2025 01:08:44 PM	1000	8260.00	
09AAACH7409R1ZZ	lessee remark testing	28-06-2025 12:53:07 PM	250	2065.00	

Directorate of Geology & Mining  
Government of Uttarakhand

Rohan Kumar Yadav  
Nodal Officer

SECURITY PAPER REQUEST LIST

Status: All

Lessee/Licensee Payment Clearance Details	Lessee/Licensee Payment Status	Security Paper Delivered Status	Request Status	Remarks
TXN20250630152752C5RDPR 30-06-2025 03:27:52 PM	Success	30-06-2025 03:29:53 PM Delivered	Approved	ok
	Pending			

Directorate of Geology & Mining  
Government of Uttarakhand

Rohan Kumar Yadav  
Nodal Officer

SECURITY PAPER REQUEST LIST

Status: All

Security Paper Delivered Status	DMO Response Against Lessee/Licensee Request			Seller Response	
	Request Status	Remarks	Response Date Time	Courier Details	Out For Delivery Date
30-06-2025 03:29:53 PM Delivered	Approved	ok	30-06-2025 03:25:11 PM	Parcel ID:- PRL-005454 Out for delivery	30-06-2025 03:29:20 PM



## 11.1 Drill Down to Seller's Bank & Pricing Details (Second Screen)

S#.	Step Name	Screen / Section	Details Displayed	User Actions
1	Accessing Module	Reports → Seller of Security Paper	<ul style="list-style-type: none"> <li>- Menu on left side with Reports section</li> <li>- Option for "Seller of Security Paper"</li> </ul>	<ul style="list-style-type: none"> <li>- Login as Nodal Officer/Seller</li> <li>- Click <b>Reports</b>- Select <b>Seller of Security Paper</b></li> </ul>
2	Viewing Security Paper Requests	Default Request List Screen	<ul style="list-style-type: none"> <li>- Sr. No.- Request ID</li> <li>- Lessee/Licensee ID- Request User Type (Lessee / Licensee)</li> <li>- Request Current Status (Delivered / Requested)</li> <li>- Name of Lessee/Licensee</li> <li>- Mineral Name- Delivery Address- Mobile No.</li> </ul>	<ul style="list-style-type: none"> <li>- Filter by <b>Status</b> (dropdown)</li> <li>- Search using <b>Search Bar</b></li> <li>- Click on a <b>Request ID</b> to open details</li> </ul>
3	Checking Request Details	Lessee/Licensee Request Details Screen	<ul style="list-style-type: none"> <li>- GST No. of Lessee/Licensee</li> <li>- Lessee/Licensee \Remark</li> <li>- Requested Date &amp; Time</li> <li>- Requested Security Paper Quantity (Units)</li> <li>- Security Paper Amount Including Tax</li> </ul>	<ul style="list-style-type: none"> <li>- Verify order quantity &amp; amount</li> <li>- Cross-check remarks</li> </ul>
4	Payment & Approval Tracking	Payment & Approval Status Screen	<ul style="list-style-type: none"> <li>- Payment Clearance Details (Transaction ID &amp; Date-Time)</li> <li>- Payment Status (Success / Pending)</li> <li>- Security Paper Delivery Status (Delivered / Not Delivered)</li> <li>- Request Status (Approved / Pending)- DMO Remarks</li> </ul>	<ul style="list-style-type: none"> <li>- Confirm payment status- Ensure request is approved before dispatch</li> </ul>
5	Courier & Dispatch Details	Courier Tracking & Dispatch Info Screen	<ul style="list-style-type: none"> <li>- Response Date &amp; Time from DMO</li> <li>- Courier Details (Parcel ID &amp; tracking link "Out for delivery")- Out for Delivery Date &amp; Time</li> </ul>	<ul style="list-style-type: none"> <li>- Update courier details- Track parcel movement</li> </ul>
6	Seller Actions in the Flow	Operational Actions Taken by Seller	N/A	<ul style="list-style-type: none"> <li><b>Step1:</b> Review Request</li> <li><b>Step2:</b> Verify Payment</li> <li><b>Step3:</b> Approve &amp; Update Status</li> </ul>



				<p><b>Step4:</b> Provide Courier Info</p> <p><b>Step5:</b> Mark Delivered</p>
--	--	--	--	---

## 12.0 Request Of Security Paper

Directorate of Geology & Mining  
Government of Uttarakhand

Rohan Kumar Yadav  
Nodal Officer

- 🏠 Dashboards
- ⚙️ Master Updation >
- 📄 Reports >
- Lease Report
- Lease Renewal Report
- License Report
- Challan Payments
- Transporter List
- ISTP List
- Licensee Qty Approval Request
- Seller of Security Paper
- Request of Security Paper
- Vehicle List
- 🌐 Website >

### SECURITY PAPER REQUEST LIST

🏠 > Security Paper Request List

Status

Show  entries Search:

Sr.No	Request ID	Lessee/Licensee ID	Request User Type	Request Current Status	Name Of Lessee/Licensee	Mineral Name	Delivery Address	Mobile No
1	PR5725060007	20254576074383	Licensee	Delivered	Rohit Pvtltd	Sand	540, new test, test Testing Pincode: 100002 District: uttar kashi State: Uttarakhand	789456123
2	PR5725060006	20250258521474	Lessee	Requested	Arun Kuamr Agarwal	Sand	540, new test, Testing address testing 1 address testing 2 Pincode: 273306 District: uttar kashi State: Uttarakhand	750000000

Directorate of Geology & Mining  
Government of Uttarakhand

Rohan Kumar Yadav  
Nodal Officer

- 🏠 Dashboards
- ⚙️ Master Updation >
- 📄 Reports >
- Lease Report
- Lease Renewal Report
- License Report
- Challan Payments
- Transporter List
- ISTP List
- Licensee Qty Approval Request
- Seller of Security Paper
- Request of Security Paper
- Vehicle List
- 🌐 Website >

### SECURITY PAPER REQUEST LIST

🏠 > Security Paper Request List

Status

Lessee/Licensee Request Details for security paper

STNO Of Lease/License Holder	Lessee/Licensee Remark	Requested Date	Requested Security Paper (In Unit)	Security Paper Amount Including Tax (In Rs.)	Less
09AAACH7409R1ZZ	lessee remark testing	28-06-2025 01:08:44 PM	1000	8260.00	
09AAACH7409R1ZZ	lessee remark testing	28-06-2025 12:53:07 PM	250	2065.00	



Directorate of Geology & Mining  
Government of Uttarakhand

Rohan Kumar Yadav  
Nodal Officer

SECURITY PAPER REQUEST LIST

Status: All

Transaction No. (Rs.)	Lessee/Licensee Payment Clearance Details	Lessee/Licensee Payment Status	Security Paper Delivered Status	Request Status	Remarks	DMO Response Against Lessee/Lic
TXN20250630152752C5RDPR 30-06-2025 03:27:52 PM		Success	30-06-2025 03:29:53 PM Delivered	Approved	ok	
		Pending				

Directorate of Geology & Mining  
Government of Uttarakhand

Rohan Kumar Yadav  
Nodal Officer

SECURITY PAPER REQUEST LIST

Status: All

Security Paper Delivered Status	DMO Response Against Lessee/Licensee Request			Seller Response	
Request Status	Remarks	Response Date Time	Courier Details	Out For Delivery Date	
30-06-2025 03:29:53 PM Delivered	Approved	ok	30-06-2025 03:25:11 PM	Parcel ID:- PRL-005454 Out for delivery	30-06-2025 03:29:20 PM



## 12.1 Security Paper Overview

S#.	Step Name	Screen / Section	Details Displayed	User Actions
1	Access Seller of Security Paper List	Reports → Seller of Security Paper	<ul style="list-style-type: none"> <li>- ID- Company GST No.</li> <li>- Company PAN No.</li> <li>- Company Name- Director Name</li> <li>- Mobile No.- Email</li> <li>- Work Order No.</li> <li>- Work Order Date</li> <li>- Work Order Expiry Date</li> </ul>	<ul style="list-style-type: none"> <li>- Search by keyword</li> <li>- Select company entry to view more details</li> </ul>
2	View Seller Details & Pricing	Seller of Security Paper – Pricing/Bank Info Screen	<ul style="list-style-type: none"> <li>- Expiry Date- Unit Price- Company Address- Account No.- Beneficiary Name- Bank Name- Branch Name- Branch Code- IFSC Code- Bank State- Bank District</li> </ul>	<ul style="list-style-type: none"> <li>- Verify seller's pricing &amp; bank details for payments</li> </ul>
3	View Security Paper Requests	Security Paper Request List Screen	<ul style="list-style-type: none"> <li>- Sr. No.- Request ID</li> <li>- Lessee/Licensee ID</li> <li>- Request User Type</li> <li>- Request Current Status (Delivered / Requested)</li> <li>- Name of Lessee/Licensee</li> <li>- Mineral Name</li> <li>- Delivery Address- Mobile No.</li> </ul>	<ul style="list-style-type: none"> <li>- Filter by <b>Status</b>- Search using search bar</li> <li>- Click Request ID to open details</li> </ul>
4	Check Request Details	Lessee/Licensee Request Details Screen	<ul style="list-style-type: none"> <li>- GST No. of Lessee/Licensee-</li> <li>Lessee/Licensee Remark-</li> <li>Requested Date &amp; Time-</li> <li>Requested Security Paper Quantity (Units)- Security Paper Amount Including Tax</li> </ul>	<ul style="list-style-type: none"> <li>- Verify order quantity, remarks, and total amount</li> </ul>
5	Payment & Approval Tracking	Payment & Approval Status Screen	<ul style="list-style-type: none"> <li>- Payment Clearance Details (Transaction ID &amp; Date -Time)- Payment Status (Success / Pending)</li> <li>- Security Paper Delivery Status (Delivered / Not Delivered)</li> <li>- Request Status (Approved / Pending)</li> </ul>	<ul style="list-style-type: none"> <li>- Ensure payment is cleared</li> <li>- Confirm approval before dispatch</li> </ul>



			- Remarks from DMO	
6	Courier & Dispatch Details	Courier Details & Dispatch Screen	- Response Date & Time from DMO - Courier Details (Parcel ID & "Out for delivery" link) - Out for Delivery Date & Time	- Enter courier details - Mark status as "Out for delivery"



## 13.0 Vehicle List

**SECURITY PAPER REQUEST LIST**

Status:

Show  entries

Search:

Sr.No	Request ID	Lessee/Licensee ID	Request User Type	Request Current Status	Name Of Lessee/Licensee	Mineral Name	Delivery Address	Mobile No
1	PR5725060007	20254576074383	Licensee	Delivered	Rohit Pvttd	Sand	540, new test, test testing Pincode: 100002 District: uttar kashi State: Uttarakhand	789456123
2	PR5725060006	20250258521474	Lessee	Requested	Arun Kuamr Agarwal	Sand	540, new test, Testing address testing 1 address testing 2 Pincode: 273306 District: uttar kashi State: Uttarakhand	750000000

### 13.1 Vehicle List

S#	Step Name	Screen / Section	Details Displayed	User Actions
1	Access Seller of Security Paper List	Reports → Seller of Security Paper	<ul style="list-style-type: none"> <li>- ID- Company GST No.</li> <li>- Company PAN No.</li> <li>- Company Name- Director Name</li> <li>- Mobile No.- Email</li> <li>- Work Order No.</li> <li>- Work Order Date- Work Order Expiry Date</li> </ul>	<ul style="list-style-type: none"> <li>- Search by keyword</li> <li>- Select company entry to view more details</li> </ul>
2	View Seller Details & Pricing	Seller of Security Paper – Pricing/Bank Info Screen	<ul style="list-style-type: none"> <li>- Expiry Date- Unit Price</li> <li>- Company Address</li> <li>- Account No.</li> <li>- Beneficiary Name</li> <li>- Bank Name</li> <li>- Branch Name</li> <li>- Branch Code</li> <li>- IFSC Code- Bank State- Bank District</li> </ul>	<ul style="list-style-type: none"> <li>- Verify seller's pricing &amp; bank details for payments</li> </ul>
3	View Security Paper Requests	Security Paper Request List Screen	<ul style="list-style-type: none"> <li>- Sr. No.- Request ID- Lessee/Licensee ID- Request User Type- Request Current Status (Delivered / Requested)- Name of Lessee/Licensee- Mineral Name- Delivery Address- Mobile No.</li> </ul>	<ul style="list-style-type: none"> <li>- Filter by <b>Status</b>- Search using search bar</li> <li>- Click Request ID to open details</li> </ul>



<b>4</b>	Check Request Details	Lessee/Licensee Request Details Screen	<ul style="list-style-type: none"><li>- GST No. of Lessee/Licensee</li><li>- Lessee/Licensee Remark- Requested Date &amp; Time</li><li>- Requested Security Paper Quantity (Units)</li><li>- Security Paper Amount Including Tax</li></ul>	<ul style="list-style-type: none"><li>- Verify order quantity, remarks, and total amount</li></ul>
<b>5</b>	Payment & Approval Tracking	Payment & Approval Status Screen	<ul style="list-style-type: none"><li>- Payment Clearance Details (Transaction ID &amp; Date -Time)- Payment Status (Success / Pending)</li><li>- Security Paper Delivery Status (Delivered / Not Delivered)- Request Status (Approved / Pending)</li><li>- Remarks from DMO</li></ul>	<ul style="list-style-type: none"><li>- Ensure payment is cleared</li><li>- Confirm approval before dispatch</li></ul>
<b>6</b>	Courier & Dispatch Details	Courier Details & Dispatch Status Screen	<ul style="list-style-type: none"><li>- Response Date &amp; Time from DMO- Courier Details (Parcel ID &amp; "Out for delivery" link)- Out for Delivery Date &amp; Time</li></ul>	<ul style="list-style-type: none"><li>- Enter courier details- Mark status as "Out for delivery"</li></ul>